

# Panasonic CONNECT



## Professional **DISPLAYS** Line-up Catalog January 2023



Worldwide Olympic and Paralympic Partner



# Panasonic Professional Displays Lineup

High Brightness

## SQ1H Series


1200cd/m<sup>2</sup>  
\*TH-75SQ1H: 1500 cd/m<sup>2</sup>



\*Actual resolution : 3840 x 2160p

## SQ1 Series

500cd/m<sup>2</sup>

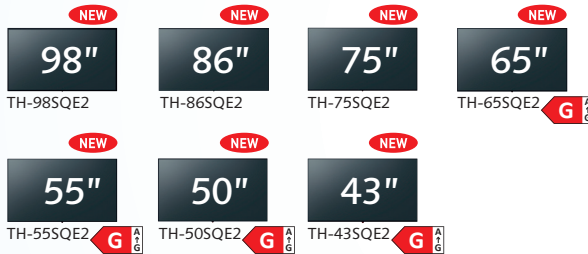


\*Actual resolution : 3840 x 2160p

## SQE2 Series

500cd/m<sup>2</sup>

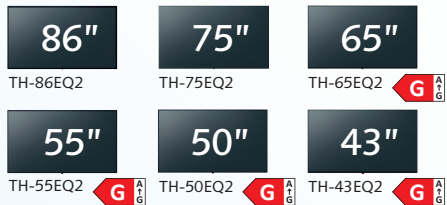
Available from March 2023



\*Actual resolution : 3840 x 2160p

## EQ2 Series

500cd/m<sup>2</sup>



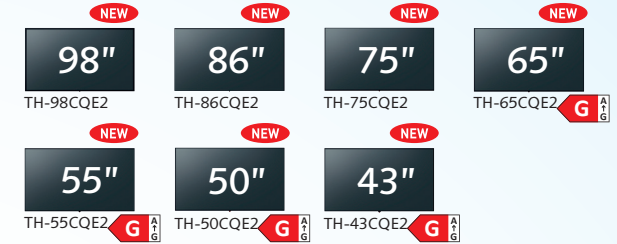
\*Actual resolution : 3840 x 2160p

Entry

## CQE2 Series

500 cd/m<sup>2</sup>  
\*400cd/m<sup>2</sup> only  
TH-86CQE2  
and TH-75CQE2

Available from March 2023



\*Actual resolution : (98CQE2 only)  
3840 x 2160p

## InGlass™ Technology

### SQ1-IG Series

500cd/m<sup>2</sup>



\*Actual resolution : 3840 x 2160p



### SQE1-IG Series

500cd/m<sup>2</sup>



\*Actual resolution : 3840 x 2160p

## Infrared Technology

### SQE1-IR Series


500cd/m<sup>2</sup>



\*Actual resolution : 3840 x 2160p

### CQE1-IR Series

400cd/m<sup>2</sup>



\*Actual resolution : 3840 x 2160p

Multi-Touch Screen

\* The availability varies depending on model.

★ The playable application format, GUI and operation procedure for the SQE2, and CQE2 Series' Media Player function are different from those of other models.



# Panasonic Professional Displays Lineup

Multi-Touch Screen

## PCAP Technology

### EQ2-PCAP Series

500cd/m<sup>2</sup>

<b>NEW</b> 86" TH-86EQ2-PCAP	<b>NEW</b> 75" TH-75EQ2-PCAP	<b>NEW</b> 65" TH-65EQ2-PCAP
<b>NEW</b> 55" TH-55EQ2-PCAP	<b>NEW</b> 50" TH-50EQ2-PCAP	<b>NEW</b> 43" TH-43EQ2-PCAP

Available from February 2023



\*Actual resolution : 3840 x 2160p

Video Wall

VF2H 700cd/m <sup>2</sup> 55" TH-55VF2H	LFV9 500cd/m <sup>2</sup> 55" TH-55LFV9
---	---

VF2 500cd/m <sup>2</sup> 55" TH-55VF2	
---	--

(LFV9 only) (VF2H/VF2 only) (VF2H/VF2 only) (LFV9 only)

Presentation and collaboration solution

## PressIT Plug & Play Wireless Presentation System

### PressIT

TY-WPS1 TY-WPSC1	Receiver (Set-top-Box)	Transmitter (USB Type-A/HDMI)	Case for Transmitter	Transmitter (USB Type-C)
---------------------	---------------------------	----------------------------------	-------------------------	-----------------------------

## Fully Integrated Wireless Presentation System

WOLFVISION CYNAP PURE	TY-SBPURE SDM receiver	
--------------------------	---------------------------	--

## Conferencing Solution

### PressIT360

TY-CSP1



## Pict Descriptions

 4K display (Actual resolution: 3840 x 2160p)	 Using a DisplayPort daisy chain connection to output a 4K image onto a 2x2 video wall	 Capable of 24-hour continuous operation	 Capable of 18-hour continuous operation	 Capable of 16-hour continuous operation	 USB media player	 USB media player supporting 4K images
 Equipped with protective glass for LCD panel	 CAT5e or higher STP cable transmits Full-HD video, audio, and control signals	 CAT5e or higher STP cable transmits 4K video, audio, and control signals	 Bezel-to-bezel thickness	 Portrait installation possible	 Intel® SDM specification compatible slot	 Enlarge a horizontal video with three vertical displays.

## Model Number Legend

F Full HD  
Q 4K UHD

**TH-86SQ1**

Display body: T, H  
Screen size: 86  
S/L Standard, E/C Entry, V Video wall, B Touch screen

# SQ1H Series



Model no.	TH-86SQ1H	TH-75SQ1H
<b>DISPLAY PANEL</b>		
Screen Size (Diagonal)/Aspect Ratio	86-inch (2174.2mm) /16:9	75-inch (1892.7mm) /16:9
Backlight	Direct LED	Direct LED
Effective Display Area (W x H)	1895.0 x 1065.9 mm (74.60" x 41.96")	1649.6 x 927.9 mm (64.94" x 36.53")
Resolution (H x V)	3840 x 2160	3840 x 2160
Brightness (Typ)	1200 cd/m <sup>2</sup>	1500 cd/m <sup>2</sup>
Contrast Ratio	1200:1	1200:1
Dynamic Contrast Ratio	50000:1	50000:1
Response Time	8.0 ms (G to G)	10.0 ms (G to G)
Viewing Angle (Horizontal/Vertical)	178°/ 178° (CR>10)	178°/ 178° (CR>10)
Panel Surface Treatment	Anti-glare low reflection type (Haze 3 %)	Anti-Glare type (Haze 1%)
<b>TERMINAL</b>		
HDMI In	HDMI TYPE-A connector x 2, 4K Compatible (HDCP2.2)	
DisplayPort In	DisplayPort x 1 (HDCP2.2)	
DisplayPort Out	DisplayPort x 1 (HDCP1.4)	
DVI-D In	DVI-D 24-pin x 1	
Audio In (L/R)	Stereo Mini Jack (Φ 3.5 mm) x 1 0.5 V [rms]	
Audio Out	Stereo Mini Jack (Φ 3.5 mm) x 1 0.5 V [rms], Variable (-∞ - 0 dB) (1 kHz 0 dB Input, 10 k Ω Load)	
Serial In	D-sub 9-pin x 1, RS-232C Compatible	
LAN	RJ45 x 1 Compatible with PLink™, 10BASE-T/100BASE-TX	
DIGITAL LINK/LAN	RJ45 x 1 Compatible with Long reach mode and PLink™, 100BASE-TX (HDCP2.2)	
IR In/Out	Stereo Mini Jack (Φ 3.5 mm) x 1 / x 1	
USB	USB connector (TYPE A) x 2, DC 5 V/2 A, DC 5 V/1 A (USB3.0 is supported)	
Sensor	4-pole sub-mini jack (Φ 2.5 mm) x 1	
Function Slot	x1 (Intel® SDM Specification Capability)	
<b>GENERAL</b>		
Power Requirements	110-240 V AC, 50 Hz/60 Hz	
Power Consumption	730 W	720 W
Power Off Condition	Approx. 0.3 W	Approx. 0.3 W
Stand-by Condition	Approx. 0.5 W	Approx. 0.5 W
Dimensions (W x H x D)*Including handles.	1929 x 1100 x 96 mm (75.95" x 43.31" x 3.75")	1684 x 962 x 96 mm (66.28" x 37.9" x 3.75")
Carton Size (W x H x D)	2145 x 1290 x 280 mm (84.5" x 50.8" x 11.1")	1870 x 1143 x 280 mm (73.7" x 45.0" x 11.1")
Bezel Width	15.5 mm (0.61") (T/B/L/R)	14.9 mm (0.59") (T/B/L/R)
Weight	Approx. 57.8 kg (127.4 lbs)	Approx. 42.2 kg (93.0 lbs.)
Gross Weight	Approx. 73 kg (160.9 lbs.)	Approx. 56 kg (123.4 lbs.)
Pitch for Wall-Hanging	VESA Compliant 600 x 400 mm (23.6" x 15.8") M8	VESA Compliant 600 x 400 mm (23.6" x 15.8") M8
Built-in Speaker	20 W [10 W + 10 W]	
Orientation	Landscape/Portrait*1	
Tilting Angle	Landscape: 0-20 degrees forward Portrait: 0-20 degrees forward	Landscape: 0-20 degrees forward/backward Portrait: 0-20 degrees forward/backward
Operating Environment	Temperature: 0 °C to 40 °C (32 °F to 104 °F)*2; 0 °C to 35 °C (32 °F to 95 °F)*3, Humidity: 20% to 80% (No condensation)	
Storage Environment	Temperature: -20 °C to 60 °C (-4 °F to 140 °F), Humidity: 20 % to 80 % (No condensation)	
Operating Time*4	24 h/day	
<b>OPTIONS</b>		
3G-SDI Terminal Board	TY-SB01SS	TY-SB01SS
Wall-hanging Bracket	—	—
Early Warning Software*5	ET-SWA100/105 Series	ET-SWA100/105 Series
Digital Interface Box	—	—
DIGITAL LINK Switcher	ET-YFB200G	ET-YFB200G
Auto Display Adjustment Upgrade Kit	—	—

\*1: When installing the display vertically, be sure that the power indicator comes to the right side.

\*2: For up to 1400 m (4593 ft) altitude.

\*3: For between 1400 m to 2800 m (4593 ft to 9186 ft) altitude.

\*4: In case of long time, the moving image is recommended to be displayed. If you display a still picture for an extended period, the image retention might remain on the screen. However, image retention can gradually disappear by displaying a moving images.

\*5: Part number suffix may differ depending on the license type.

\*The handle part excluded, the thickness is 82 mm (3.22" : TH-98SQ1)/ 82 mm (3.22" : TH-86SQ1).

## Panasonic display ideas for a wide range of applications

### Meeting room



From standard to interactive screens in different sizes - no matter if the meeting room is big or a huddle space - there are no limits to collaborative work.

#### Recommended models

- SQ1 Series >> 8p
- SQE2 Series >> 12p
- EQ2 Series >> 16p
- Interactive Series >> 32p

### Control room



Use a 24/7 operation display where interrupted images are simply not permitted. When problems do occur, the fail-over and fail-back functions minimize shutdown.

#### Recommended models

- SQ1/SQE2 Series >> 8p~
- VF/LFV Series >> 46p~

### Retail shop



For attractive product displays, the 4K model is also recommended for in-store signage. The narrow bezel provides effective space utilization. An easy-to-see angle can also be adjusted. And Content Management Software makes it easy to control signage for individual shops.

#### Recommended models

- SQ1H Series >> 6p
- EQ2 Series >> 16p
- CQE2 Series >> 20p~

### Classrooms



Our range of displays from 43" to 98" are suitable for bigger lecture halls or smaller huddle spaces. Choose from Entry level, Standard or Interactive displays to enhance collaboration and student engagement.

#### Recommended models

- SQ1 Series >> 8p
- SQE2 Series >> 12p
- EQ2 Series >> 16p
- CQE2 Series >> 20p
- Interactive Series >> 32p





Model no.	TH-98SQ1	TH-86SQ1
<b>DISPLAY PANEL</b>		
Screen Size (Diagonal)/Aspect Ratio	98-inch (2476.9 mm)/16:9	86-inch (2174.2 mm)/16:9
Panel Type	IPS / Direct LED	IPS / Edge LED
Effective Display Area (W x H)	2158.8 x 1214.3 mm (84.99" x 47.80")	1895.0 x 1065.9 mm (74.60" x 41.96")
Resolution (H x V)	3840 x 2160	3840 x 2160
Brightness (Typ)	500 cd/m <sup>2</sup>	500 cd/m <sup>2</sup>
Contrast Ratio	1300:1	1200:1
Dynamic Contrast Ratio	50000:1	50000:1
Response Time	8 ms (G to G)	8 ms (G to G)
Viewing Angle (Horizontal/Vertical)	178°/178° (CR≥10)	178°/178° (CR≥10)
Panel Surface Treatment	Anti-Glare (Haze 28 %)	Anti-Glare (Haze 28 %)
<b>TERMINAL</b>		
HDMI In	HDMI TYPE-A Connector x 2 <sup>*1</sup>	
DisplayPort In	DisplayPort x 1	
DisplayPort Out	DisplayPort x 1	
USB	USB Connector (TYPE-A) x 2, DC 5 V/2 A, DC 5V/1A (USB 3.0 Supported)	
DVI-D In	DVI-D 24-pin x 1	
Audio In (L/R)	Stereo Mini Jack (M3) x 2 (Shared with PC In)	
PC In	Mini D-sub 15-pin x 1 (Female) <sup>**2</sup>	
Audio In (L/R)	Stereo Mini Jack (M3) x 2 (Shared with DVI-D In)	
Audio Out	Stereo Mini Jack (M3) x 1	
Serial In	D-sub 9-pin x 1, RS232C Compatible	
LAN	RJ45 x 1, 10 BASE-T / 100 BASE-TX, Compatible with PLink™	
DIGITAL LINK	RJ45 x 1, 100 BASE-TX, Compatible with long reach mode and PLink™	
IR In/Out	Stereo Mini Jack (M3) x 1 / x 1	
Function Slot	x1 (Intel®SDM Specification Capability)	
<b>GENERAL</b>		
Power Requirements	220-240 V AC, 50 Hz/60 Hz	
Power Consumption	685 W	480 W
Power Off Condition	Approx. 0.3 W	Approx. 0.3 W
Stand-by Condition	Approx. 0.5 W	Approx. 0.5 W
Dimensions (W x H x D)	2194 x 1249 x 90*mm (86.35" x 49.15" x 3.54"*)	1928 x 1099 x 86*mm (75.91" x 43.27" x 3.39"*)
Carton Size (W x H x D)	2513 x 1704 x 450 mm (98.9" x 67.1" x 17.7")	2224 x 1427 x 373 mm (87.6" x 56.2" x 14.7")
Bezel Width	16.0 mm (0.63") (T/B/L/R)	15.2 mm (0.6") (T/B/L/R)
Weight	Approx. 90.0 kg (198.5 lbs.)	Approx. 66.0 kg (145.5 lbs.)
Gross Weight	Approx.138.0 kg (304.3 lbs.)	Approx. 89.0 kg (196.3 lbs.)
Pitch for Wall-Hanging	800 x 500 mm (31.5" x 19.7") VESA Compliant	600 x 400 mm (23.6" x 15.8") VESA Compliant
Protective Glass	-	
Built-in Speaker	20 W [10 W + 10 W]	
Orientation	Landscape/Portrait	
Tilting Angle	0-20 degrees forward/backward with landscape/portrait setting	
Operating Environment	Temperature : 0 °C to 40 °C (32°F to 104°F) / Humidity: 20% to 80% (Non-condensation)	
Storage Environment	Temperature : -20 °C to 60 °C (-4°F to 140°F) / Humidity: 20% to 80% (Non-condensation)	
Operating Time <sup>**3</sup>	24 h/day	
<b>OPTIONS</b>		
3G-SDI Terminal Board	TY-SB01SS	TY-SB01SS
Wall-hanging Bracket	TY-WK98PV1	TY-WK98PV1
Early Warning Software <sup>**4</sup>	ET-SWA100/105 Series	ET-SWA100/105 Series
Digital Interface Box	ET-YFB100G	ET-YFB100G
DIGITAL LINK Switcher	ET-YFB200G	ET-YFB200G
Auto Display Adjustment Upgrade Kit <sup>**5</sup>	TY-VUK10	TY-VUK10

\*1: HDCP2.2 supported. \*2: RGB/YpBpR switchable.


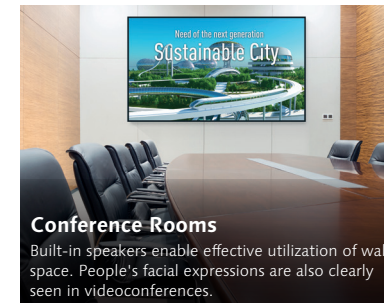

\*3: In case of long time, the moving image is recommended to be displayed. If you display a still picture for an extended period, the image retention might remain on the screen. However, image retention can gradually disappear by displaying a moving images.

\*4: Multi Monitoring & Control Software Ver.2.0 or later is required. Part number suffix may differ depending on the license type.

\*5: Download the latest Video Wall Manager from Global Website in advance. (<https://panasonicnet/cns/prodisplays/download/software/vwm/>)

\* The handle part excluded, the thickness is 81 mm (3.17": TH-98SQ1)/76 mm (2.99": TH-86SQ1).

## A wide range of professional applications



# SQ1 Series

Standard



Model no.	TH-75SQ1	TH-65SQ1	TH-55SQ1	TH-49SQ1
<b>DISPLAY PANEL</b>				
Screen size (Diagonal)/Aspect Ratio	75-inch (1892.7 mm)/16:9	65-inch (1638.9 mm) /16:9	55-inch (1387.8 mm) /16:9	49-inch (1232.0 mm) /16:9
Panel Type	IPS/Edge LED	IPS/Edge LED	IPS/Edge LED	IPS/Edge LED
Effective Display Area (W x H)	1649.6 x 927.9 mm (64.94" x 36.53")	1428.4 x 803.5 mm (56.23" x 31.63")	1209.6 x 680.4 mm (47.62" x 26.78")	1073.8 x 604.0 mm (42.27" x 23.77")
Resolution (H x V)	3840 x 2160	3840 x 2160	3840 x 2160	3840 x 2160
Brightness	500 cd/m <sup>2</sup>	500 cd/m <sup>2</sup>	500 cd/m <sup>2</sup>	500 cd/m <sup>2</sup>
Contrast Ratio	1200:1	1100:1	1100:1	1100:1
Response Time	8.0 ms (G to G)	8.0 ms (G to G)	8.0 ms (G to G)	8.0 ms (G to G)
Viewing Angle (Horizontal/Vertical)	178° / 178° (CR≥10)	178° / 178° (CR≥10)	178° / 178° (CR≥10)	178° / 178° (CR≥10)
Panel Surface Treatment	Anti-Glare (Haze 28 %)	Anti-Glare (Haze 28 %)	Anti-Glare (Haze 28 %)	Anti-Glare (Haze 28 %)
<b>TERMINAL</b>				
HDMI In	HDMI TYPE A Connector x 2 (HDCP2.2 supported)		HDMI TYPE A Connector x 2 (HDCP2.2 supported)	
DisplayPort In	DisplayPort x 1 (HDCP2.2 supported)*1		DisplayPort x 1 (HDCP2.2 supported)*1	
DisplayPort Out	DisplayPort x 1 (HDCP1.4 supported)*1		DisplayPort x 1 (HDCP1.4 supported)*1	
USB	USB Connector (TYPE-A) x 2, DC 5 V/2 A, DC 5V/1A (USB 3.0 Supported)		USB Connector (TYPE-A) x 2, DC 5 V/2 A, DC 5V/1A (USB 3.0 Supported)	
DVI-D In	DVI-D 24-pin x 1 (DVI Revision 1.0 Compliant), HDCP 1.1 compatible		DVI-D 24-pin x 1 (DVI Revision 1.0 Compliant), HDCP 1.1 compatible	
Audio In (L/R)	Stereo Mini Jack (M3) x 2 (Shared with PC In)		Stereo Mini Jack (M3) x 2 (Shared with PC In)	
PC In	Mini D-sub 15-pin x 1 (Female)		Mini D-sub 15-pin x 1 (Female)	
Audio In (L/R)	Stereo Mini Jack (M3) x 2 (Shared with DVI-D In)		Stereo Mini Jack (M3) x 2 (Shared with DVI-D In)	
Audio Out	30 W (15 W + 15 W) 10% THD		30 W (15 W + 15 W) 10% THD	
Serial In	D-Sub 9-pin x 1, RS232C Compatible		D-Sub 9-pin x 1, RS232C Compatible	
DIGITAL LINK	RJ45 x 1, 100 BASE-TX, Compatible with long reach mode and PLink™		RJ45 x 1, 100 BASE-TX, Compatible with long reach mode and PLink™	
LAN	RJ45 x 1, 10 BASE-T / 100 BASE-TX, Compatible with PLink™		RJ45 x 1, 10 BASE-T / 100 BASE-TX, Compatible with PLink™	
IR In/Out	Stereo Mini Jack (M3) x 1 / x 1		Stereo Mini Jack (M3) x 1 / x 1	
Function Slot	x1 (Intel® SDM specification)		x1 (Intel® SDM specification)	
<b>GENERAL</b>				
Power Requirements	220-240 V AC, 50 Hz/60 Hz	220-240 V AC, 50 Hz/60 Hz	220-240 V AC, 50 Hz/60 Hz	220-240 V AC, 50 Hz/60 Hz
Power Consumption	385 W (TBD)	320 W	300 W	285 W
Power Off Condition	Approx. 0.3 W	Approx. 0.3 W	Approx. 0.3 W	Approx. 0.5 W
Stand-by Condition	Approx. 0.5 W	Approx. 0.5 W	Approx. 0.5 W	Approx. 0.3 W
Dimensions (W x H x D)	1681 x 959 x 73 mm (66.15" x 37.75" x 2.87")	1458 x 836 x 77 mm (57.40" x 32.90" x 3.02")	1240 x 714 x 74 mm (48.82" x 28.09" x 2.91")	1104 x 637 x 73 mm (43.48" x 25.08" x 2.88")
Carton Size (W x H x D)	1832 x 1283 x 280 mm (72.13" x 50.52" x 11.03")	1642 x 1037 x 248 mm (64.7" x 40.9" x 9.8")	1404 x 879 x 203 mm (55.3" x 34.6" x 8.0")	1248 x 800 x 185 mm (49.2" x 31.5" x 7.8")
Bezel Width	T/B/L/R: 14.8 mm (0.58")	T: 12.2 mm (0.48"), B: 15.8 mm (0.62"), L/R: 12.7 mm (0.50")	T: 12.2 mm (0.48"), B: 15.8 mm (0.62"), L/R: 12.7 mm (0.50")	T/B: 14.2 mm (0.56"), L/R: 12.9 mm (0.51")
Weight	Approx. 56.0 kg (123.5 lbs.)	Approx. 36.0 kg (79.4 lbs.)	Approx. 25.5 kg (56.3 lbs.)	Approx. 21.0 kg (46.3 lbs.)
Gross Weight	Approx. 71.0 kg (156.6 lbs.)	Approx. 47.0 kg (103.7 lbs.)	Approx. 34.0 kg (75.0 lbs.)	Approx. 27.0 kg (59.6 lbs.)
Pitch for Wall-Hanging	VESA compliant 600 x 400 mm (23.6" x 15.8")	VESA compliant 400 x 400 mm (15.8" x 15.8")	VESA compliant 400 x 400 mm (15.8" x 15.8")	VESA compliant 400 x 400 mm (15.8" x 15.8")
Built-in Speaker	Yes	Yes	Yes	Yes
Orientation	Landscape/Portrait*2		Landscape/Portrait*2	
Tilting Angle*3	Landscape setting: 0 - 45 degrees forward/backward Portrait setting: 0 - 20 degrees forward/backward	Landscape setting: 0 - 45 degrees forward/backward Portrait setting: 0 - 45 degrees forward/backward	Landscape setting: 0 - 45 degrees forward/backward Portrait setting: 0 - 45 degrees forward/backward	
Operating Environment	Temperature: 0 °C to 40 °C (32 °F to 104 °F)*4 / 0 °C to 35 °C (32 °F to 95 °F)*5, Humidity: 20 % to 80 % (No Condensation)		Temperature: 0 °C to 40 °C (32 °F to 104 °F)*4 / 0 °C to 35 °C (32 °F to 95 °F)*5, Humidity: 20 % to 80 % (No Condensation)	
Storage Environment	Temperature: -20 °C to 60 °C (-4 °F to 140 °F), Humidity: 20 % to 80 % (No Condensation)		Temperature: -20 °C to 60 °C (-4 °F to 140 °F), Humidity: 20 % to 80 % (No Condensation)	
Operating Time*6	24 h/day		24 h/day	
<b>OPTIONS</b>				
3G-SDI Terminal Board	TY-SB01SS	TY-SB01SS	TY-SB01SS	TY-SB01SS
Pedestal	TY-ST55PE9	TY-ST55PE9	TY-ST55PE9	TY-ST43PE9
Wall-Hanging Bracket	TY-WK98PV1	TY-WK98PV1	—	—
Digital Interface Box	ET-YFB100G	ET-YFB100G	ET-YFB100G	ET-YFB100G
DIGITAL LINK Switcher	ET-YFB200G	ET-YFB200G	ET-YFB200G	ET-YFB200G
Early Warning Software*7	ET-SWA100/105 Series	ET-SWA100/105 Series	ET-SWA100/105 Series	ET-SWA100/105 Series
Auto Display Adjustment Upgrade Kit*8	TY-VUK10	TY-VUK10	TY-VUK10	TY-VUK10

\*1: Input: HDCP 2.2 Output: NG / Input: HDCP 1.4 Output: HDCP 1.4 / Input: No HDCP Output: No HDCP

\*2: When installing the display vertically, be sure that the power indicator comes to the right side.

\*3: Please contact your sales representative with regard to the tilt angle before installation.

\*4: For up to 1400 m (4593 ft) altitude.

\*5: For between 1400m (4593 ft) to 2800 m (9186 ft) altitude.

\*6: In case of long time, the moving image is recommended to be displayed. If you display a still picture for an extended period, the image retention might remain on the screen. However, image retention can gradually disappear by displaying a moving images.

\*7: Multi Monitoring & Control Software Ver. 2.1 or later is required. Part number suffix may differ depending on the license type.

\*8: Download the latest Video Wall Manager from Global Website in advance. (<https://panasonic.net/cns/prodisplays/download/software/vwm/>)

## 12GSDI Terminal Board TY-SB01QS



This SDI terminal board is able to input 12G-SDI signals into displays and are perfectly compatible with all our SDM enabled Displays.

\*This terminal board is supported only when the main software version of the display is 3.5000 or later and the sub software version of the display is 03.50 or later. For updates, please contact your Panasonic dealer.



# SQE2 Series

Available from March



Model no.	TH-98SQE2	TH-86SQE2	TH-75SQE2
<b>DISPLAY PANEL</b>			
Screen Size (Diagonal)/Aspect Ratio	98-inch (2476.9 mm)/16:9	86-inch (2174.2 mm)/16:9	75-inch class/16:9
Effective Display Area (W x H)	2158.8 x 1214.3 mm	1895.0 x 1065.9 mm	1649.6 x 927.9 mm (64.94" x 36.53")
Resolution (H x V)	3840 x 2160	3840 x 2160	3840 x 2160
Brightness (Typ)	500 cd/m <sup>2</sup>	500 cd/m <sup>2</sup>	500 cd/m <sup>2</sup>
Contrast Ratio	1200:1	1100:1	1200:1
Dynamic Contrast Ratio	50000:1	50000:1	50000:1
Response Time	8.0 ms (G to G)	8.0 ms (G to G)	8.0 ms (typ.)
Viewing Angle (Horizontal/Vertical)	178°/178° (CR>10)	178° / 178° (CR≥10)	178° / 178° (CR>10)
Panel Surface Treatment	Anti-Glare (Haze 25 %)	Anti-Glare Low Reflection (Haze 28 %)	Anti-Glare (Haze 25 %)
<b>TERMINAL</b>			
HDMI In/DIGITAL Out	HDMI (HDCP2.2) x 4 / HDMI (HDCP2.2) x 1		HDMI (HDCP2.2) x 4 / HDMI (HDCP2.2) x 1
DisplayPort In	DisplayPort x 1		DisplayPort x 1
USB	USB Type-A x 2, USB Type-A (Internal) x 1, USB Type-C (DC 5 V/3 A) x 1		USB Type-A x 2, USB Type-A (Internal) x 1, USB Type-C (DC 5 V/3 A) x 1
Audio Out	Stereo Mini Jack (ø3.5 mm) x 1, SPDIF x 1		Stereo Mini Jack (ø3.5 mm) x 1, SPDIF x 1
Serial In	Stereo Mini Jack(ø3.5 mm) x 1, RS-232C Compatible		Stereo Mini Jack (ø3.5 mm) x 1, RS-232C Compatible
LAN	RJ45 x 1, 10BASE-T/100BASE-TX/1000BASE-T		RJ45 x 1, 10BASE-T/100BASE-TX/1000BASE-T
IR In	Stereo Mini Jack (ø3.5 mm) x 1		Stereo Mini Jack (ø3.5 mm) x 1
Function Slot	Intel® SDM standard (66 W(TBD))		Intel® SDM standard (66 W(TBD))
Wi-Fi	Yes (USB Dongle)		Yes (Built-in) IEEE 802.11 a/b/g/n Dual, Wi-Fi certified
Bluetooth	Yes (USB Dongle) Bluetooth5.1 with BLE		Yes (USB Dongle) Ver4.2, HID, A2DP
<b>GENERAL</b>			
Power Requirements	AC 110 - 240 V 50 Hz / 60 Hz TBD		AC 110 - 240 V 50 Hz / 60 Hz
Power Consumption	TBD		TBD
Power Off Condition	TBD		TBD
Stand-by Condition	TBD		TBD
Dimensions (W x H x D)*1	2216 x 1271 x 99 mm (87.25" x 50.02" x 3.87")	1929 x 1100 x 81 mm (75.91" x 43.28" x 3.16")	1684 x 968 x 100 mm (66.28" x 38.09" x 3.92")
Carton Size (W x H x D)	2435 x 1684 x 387 mm (95.87" x 66.30" x 15.24")	2163 x 1405 x 380 mm (85.16" x 55.32" x 14.96")	1948 x 1170 x 210 mm (76.70" x 46.07" x 8.27")
Bezel Width	28.2 mm (1.11") (T/R/L/R)	15.3 mm (0.6") (T/R/L/R)	15.7 mm (0.62") (T/R/L), 21.5 mm (0.85") (B)
Weight	Approx. 99.8 kg (220.1 lbs.)	Approx. 62.9 kg (138.7 lbs.)	Approx. 37.4 kg (82.5 lbs.)
Gross Weight	TBD	TBD	TBD
Pitch for Wall-Hanging	VESA Compliant 800 x 400 mm, Installed by: M8 screws	VESA Compliant 600 x 400 mm, Installed by: M8 screws	VESA Compliant 600 x 400 mm, Installed by: M8 screws
Built-in Speaker	(6 W x 2) x 2		(6 W x 2) x 2
Orientation*2	Landscape/Portrait		Landscape/Portrait
Tilting Angle*3	20 degrees forward and backward with landscape/portrait setting		20 degrees forward and backward with landscape/portrait setting
Operating Environment	Temperature: 0 °C to 40 °C (32 °F to 104 °F) for up to 1400 m (4593 ft) altitude/ 0 °C to 35 °C (32 °F to 95 °F) for between 1400 m to 2800 m (4593 ft to 9186 ft) altitude Humidity: 20 % to 80 % (No Condensation), Altitude: lower than 2800 m (9186 ft)		Temperature: 0 °C to 40 °C (32 °F to 104 °F) for up to 1400 m (4593 ft) altitude/ 0 °C to 35 °C (32 °F to 95 °F) for between 1400 m to 2800 m (4593 ft to 9186 ft) altitude Humidity: 20 % to 80 % (No Condensation), Altitude: lower than 2800 m (9186 ft)
Storage Environment	Temperature: -20 °C to 60 °C (-4 °F to 140 °F), Humidity: 20 % to 80 % (No Condensation)		Temperature: -20 °C to 60 °C (-4 °F to 140 °F), Humidity: 20 % to 80 % (No Condensation)
Operating Time*4	24 h/day		24 h/day
HTML Browser	HTML5 (Vwed)		HTML5 (Vwed)
Android-OS	Yes		Yes
<b>OPTIONS</b>			
12G-SDI Terminal Board*5	TY-SB01QS	TY-SB01QS	TY-SB01QS
Wireless Presentation System Receiver Board	TY-SB01WP	TY-SB01WP	TY-SB01WP
DIGITAL LINK Board*6	TY-SB01DL	TY-SB01DL	TY-SB01DL
Early Warning Software*7	ET-SWA100/105 Series		T-SWA100/105 Series

\*1: Not including remote controller sensor box.

\*2: When installing the Display vertically, be sure to rotate clockwise and install.

\*3: Please contact your sales representative with regard to the tilt angle before installation.

\*4: Displaying a still image for a long time may cause burn-in (image persistence artifacts), it could be mitigated when display video image.

\*5: Some functions are not supported.

\*6: LAN control is not supported.

\*7: Multi Monitoring & Control Software Ver. 2.1 or later is required. Suffix of the part number may differ depending on the license type.

## Standard

### Standard equipped a wide range of terminals. Meets a wide range of applications

Equipped with a DisplayPort input and output and Wi-Fi to enable wireless transmission with a PC. In addition to storefront signage, the SQE2 Series meets a wide range of applications such as a conference monitor and surveillance monitor



### Preinstalled HTML5 Browser Allows for Easy Signage Updates


The SQE2 series is preinstalled with the Android-based HTML5 browser. So, it can serve as signage without an external device, such as a set-top box or PC, or without a connection cable.



# SQE2 Series

Standard

Available from March



Model no.	TH-65SQE2	TH-55SQE2	TH-50SQE2	TH-43SQE2
<b>DISPLAY PANEL</b>				
Screen Size (Diagonal)/Aspect Ratio	65-inch class/16:9	55-inch class/16:9	50-inch class/16:9	43-inch class/16:9
Effective Display Area (W x H)	1428.4 x 803.5 mm (56.23" x 31.63")	1209.6 x 680.4 mm (47.62" x 26.78")	1095.8 x 616.4 mm (43.14" x 24.26")	941.1 x 529.4 mm (37.05" x 20.84")
Resolution (H x V)	3840 x 2160	3840 x 2160	3840 x 2160	3840 x 2160
Brightness (Typ)	500 cd/m2	500 cd/m2	500 cd/m2	500 cd/m2
Contrast Ratio	1200:1	1200:1	5000:1	1200:1
Dynamic Contrast Ratio	50000:1	50000:1	50000:1	50000:1
Response Time	8.0 ms (typ.)	8.0 ms (typ.)	9.5 ms (typ.)	8.0 ms (typ.)
Viewing Angle (Horizontal/Vertical)	178° / 178° (CR>10)	178° / 178° (CR>10)	178° / 178° (CR>10)	178° / 178° (CR>10)
Panel Surface Treatment	Anti-Glare (Haze 25 %)	Anti-Glare (Haze 25 %)	Anti-Glare (Haze 25 %)	Anti-Glare (Haze 25 %)
<b>TERMINAL</b>				
HDMI In/DIGITAL Out	HDMI (HDCP2.2) x 4 / HDMI (HDCP2.2) x 1	HDMI (HDCP2.2) x 4 / HDMI (HDCP2.2) x 1	HDMI (HDCP2.2) x 4 / HDMI (HDCP2.2) x 1	
DisplayPort In	DisplayPort x 1	DisplayPort x 1	DisplayPort x 1	
USB	USB Type-A x 2, USB Type-A (Internal) x 1, USB Type-C (DC 5 V/3 A) x 1	USB Type-A x 2, USB Type-A (Internal) x 1, USB Type-C (DC 5 V/3 A) x 1	USB Type-A x 2, USB Type-A (Internal) x 1, USB Type-C (DC 5 V/3 A) x 1	
Audio Out	Stereo Mini Jack (ø3.5 mm) x 1, SPDIF x 1	Stereo Mini Jack (ø3.5 mm) x 1, SPDIF x 1	Stereo Mini Jack (ø3.5 mm) x 1, SPDIF x 1	
Serial In	Stereo Mini Jack (ø3.5 mm) x 1, RS-232C Compatible	Stereo Mini Jack (ø3.5 mm) x 1, RS-232C Compatible	Stereo Mini Jack (ø3.5 mm) x 1, RS-232C Compatible	
LAN	RJ45 x 1, 10BASE-T/100BASE-TX/1000BASE-T	RJ45 x 1, 10BASE-T/100BASE-TX/1000BASE-T	RJ45 x 1, 10BASE-T/100BASE-TX/1000BASE-T	
IR In	Stereo Mini Jack (ø3.5 mm) x 1	Stereo Mini Jack (ø3.5 mm) x 1	Stereo Mini Jack (ø3.5 mm) x 1	
Function Slot	Intel® SDM standard (66 W(TBD))	Intel® SDM standard (66 W(TBD))	Intel® SDM standard (66 W(TBD))	Intel® SDM standard (50 W)
Wi-Fi	Yes (Built-in) IEEE 802.11 a/b/g/n Dual, Wi-Fi certified	Yes (Built-in) IEEE 802.11 a/b/g/n Dual, Wi-Fi certified	Yes (Built-in) IEEE 802.11 a/b/g/n Dual, Wi-Fi certified	
Bluetooth	Yes (USB Dongle) Ver4.2, HID, A2DP	Yes (USB Dongle) Ver4.2, HID, A2DP	Yes (USB Dongle) Ver4.2, HID, A2DP	
<b>GENERAL</b>				
Power Requirements	AC 110 - 240 V 50 Hz / 60 Hz	AC 110 - 240 V 50 Hz / 60 Hz	AC 110 - 240 V 50 Hz / 60 Hz	AC 110 - 240 V 50 Hz / 60 Hz
Power Consumption	TBD	TBD	TBD	TBD
Power Off Condition	TBD	TBD	TBD	TBD
Stand-by Condition	TBD	TBD	TBD	TBD
Dimensions (W x H x D)*1	1456 x 835 x 96 mm (57.32" x 32.84" x 3.78")	1236 x 710 x 84 mm (48.64" x 27.92" x 3.28")	1121 x 646 x 83 mm (44.12" x 25.43" x 3.27")	964 x 555 x 83 mm (37.92" x 21.85" x 3.26")
Carton Size (W x H x D)	TBD	1369 x 874 x 165 mm (53.90" x 34.41" x 6.50")	TBD	TBD
Bezel Width	12.9 mm (0.51") (T/R/L), 16.1 mm (0.63") (B)	11 mm (0.43") (T/R/L), 13.8 mm (0.54") (B)	10 mm (0.39") (T/R/L), 15.5 mm (0.61") (B)	8.4 mm (0.33") (T/R/L), 12 mm (0.47") (B)
Weight	TBD	TBD	TBD	TBD
Gross Weight	TBD	TBD	TBD	TBD
Pitch for Wall-Hanging	VESA Compliant 600 x 400 mm, Installed by: M6 screws	VESA Compliant 400 x 400 mm, Installed by: M6 screws	VESA Compliant 200 x 200mm, Installed by: M6 screws	
Built-in Speaker	10 W x 2		10 W x 2	8 W x 2
Orientation*2	Landscape/Portrait		Landscape/Portrait	
Tilting Angle*3	45 degrees forward and backward with landscape/portrait setting		45 degrees forward and backward with landscape/portrait setting	
Operating Environment	Temperature: 0 °C to 40 °C (32 °F to 104 °F) for up to 1400 m (4593 ft) altitude/ 0 °C to 35 °C (32 °F to 95°F) for between 1400 m to 2800 m (4593 ft to 9186 ft) altitude Humidity: 20 % to 80 % (No Condensation), Altitude: lower than 2800 m (9186 ft)		Temperature: 0 °C to 40 °C (32 °F to 104 °F) for up to 1400 m (4593 ft) altitude/ 0 °C to 35 °C (32 °F to 95°F) for between 1400 m to 2800 m (4593 ft to 9186 ft) altitude Humidity: 20 % to 80 % (No Condensation), Altitude: lower than 2800 m (9186 ft)	
Storage Environment	Temperature: -20 °C to 60 °C (-4 °F to 140 °F), Humidity: 20 % to 80 % (No Condensation)		Temperature: -20 °C to 60 °C (-4 °F to 140 °F), Humidity: 20 % to 80 % (No Condensation)	
Operating Time*4	24 h/day		24 h/day	
HTML Browser	HTML5 (Vwed)		HTML5 (Vwed)	
Android-OS	Yes		Yes	
<b>OPTIONS</b>				
12G-SDI Terminal Board*5	TY-SB01QS	TY-SB01QS	TY-SB01QS	TY-SB01QS
Wireless Presentation System Receiver Board	TY-SB01WHP	TY-SB01WHP	TY-SB01WHP	TY-SB01WHP
DIGITAL LINK Board*6	TY-SB01DL	TY-SB01DL	TY-SB01DL	TY-SB01DL
Early Warning Software*7	ET-SWA100/105 Series	ET-SWA100/105 Series	ET-SWA100/105 Series	ET-SWA100/105 Series

\*1: Not including remote controller sensor box.  
 \*2: When installing the Display vertically, be sure to rotate clockwise and install.  
 \*3: Please contact your sales representative with regard to the tilt angle before installation.  
 \*4: Displaying a still image for a long time may cause burn-in (image persistence artifacts), it could be mitigated when display video image.  
 \*5: Some functions are not supported.  
 \*6: LAN control is not supported.  
 \*7: Multi Monitoring & Control Software Ver. 2.1 or later is required. Suffix of the part number may differ depending on the license type.

# EQ2 Series

Standard



Model no.	TH-86EQ2	TH-75EQ2	TH-65EQ2	TH-55EQ2
<b>DISPLAY PANEL</b>				
Screen Size (Diagonal)/Aspect Ratio	86-inch (2174.2 mm) /16:9	75-inch (1892.7 mm) /16:9	65-inch (1638.9 mm) /16:9	55-inch (1387.8 mm) /16:9
Effective Display Area (W x H)	1895.0 x 1065.9 mm (74.60" x 41.96")	1649.6 x 927.9 mm (64.94" x 36.53")	1428.4 x 803.5 mm (56.23" x 31.63")	1209.6 x 680.4 mm (47.62" x 26.78")
Resolution (H x V)	3840 x 2160	3840 x 2160	3840 x 2160	3840 x 2160
Brightness (Typ)	500 cd/m <sup>2</sup>	500 cd/m <sup>2</sup>	500 cd/m <sup>2</sup>	500 cd/m <sup>2</sup>
Contrast Ratio	1200:1	1200:1	1200:1	1200:1
Dynamic Contrast Ratio	50000:1	50000:1	50000:1	50000:1
Response Time	8.0 ms (G to G)	8.0 ms (G to G)	8.0 ms (G to G)	8.0 ms (G to G)
Viewing Angle (Horizontal/Vertical)	178°/178° (CR>10)	178°/178° (CR>10)	178°/178° (CR>10)	178°/178° (CR>10)
Panel Surface Treatment	Anti-Glare (Haze 25 %)	Anti-Glare (Haze 25 %)	Anti-Glare (Haze 25 %)	Anti-Glare (Haze 25 %)
<b>TERMINAL</b>				
HDMI In	HDMI TYPE-A Connector x 3 (HDCP2.2 supported)		HDMI TYPE-A Connector x 3 (HDCP2.2 supported)	
Audio In (L/R)	Stereo Mini Jack (φ3.5 mm) x 1 (Shared with AV/PC In)		Stereo Mini Jack (φ3.5 mm) x 1 (Shared with AV/PC In)	
PC In	Mini D-sub 15-pin x 1 (Female)		Mini D-sub 15-pin x 1 (Female)	
Audio In (L/R)	Stereo Mini Jack (M3) x 1		Stereo Mini Jack (M3) x 1	
USB	Type A: DC 5 V/1 A, USB 3.0 is supported, Type A: DC 5 V/2 A, USB 2.0 is supported, Type C: max ~ 60W (Power Delivery compatible), USB2.0 is supported, DisplayPort Alternate mode compatible		Type A: DC 5 V/1 A, USB 3.0 is supported, Type A: DC 5 V/2 A, USB 2.0 is supported, Type C: max ~ 60W (Power Delivery compatible), USB2.0 is supported, DisplayPort Alternate mode compatible	
Serial In	D-sub 9-pin x 1, RS-232C Compatible		D-sub 9-pin x 1, RS-232C Compatible	
DIGITAL LINK	-		-	
LAN	RJ45 x 1, RJ45 10BASE-T/100BASE-TX		RJ45 x 1, RJ45 10BASE-T/100BASE-TX	
IR In/Out	Stereo Mini Jack (M3) x 1 / x 1		Stereo Mini Jack (M3) x 1 / x 1	
Audio Out	Stereo Mini Jack (M3) x 1		Stereo Mini Jack (M3) x 1	
SLOT	SDM-S / SDM-L, 3.3 V/max.1.1 A, 12 V/max 5.5 A		SDM-S / SDM-L, 3.3 V/max.1.1 A, 12 V/max 5.5 A	
<b>GENERAL</b>				
Power Requirements	AC 110 - 240 V 50 Hz / 60 Hz	AC 110 - 240 V 50 Hz / 60 Hz	AC 110 - 240 V 50 Hz / 60 Hz	AC 110 - 240 V 50 Hz / 60 Hz
Power Consumption	580 W	385 W	340 W	280 W
Power Off Condition	Approx. 0.3 W	Approx. 0.3 W	Approx. 0.3 W	Approx. 0.3 W
Stand-by Condition	Approx. 0.5 W	Approx. 0.5 W	Approx. 0.5 W	Approx. 0.5 W
Dimensions (W x H x D*)	1929 x 1100 x 96 mm (75.95" x 43.31" x 3.76")*1	1684 x 962 x 96 mm (66.28" x 37.87" x 3.76")*1	1463 x 838 x 94 mm (57.58" x 32.97" x 3.68")*1	1242 x 713 x 66 mm (48.89" x 28.06" x 2.60")*1
Carton Size (W x H x D)	2130 x 1321 x 248 mm (83.86" x 52.01" x 9.77")	1870 x 1143 x 280 mm (73.63" x 45.00" x 11.03")	1616 x 998 x 187 mm (63.63" x 39.30" x 7.37")	1350 x 860 x 160 mm (53.15" x 33.86" x 6.30")
Bezel Width	15.5 mm (0.61") (T/R/L/B)	14.9 mm (0.59") (T/R/L/B)	14.9 mm (0.59") (T/R/L/B)	13.9 mm (0.55") (T/R/L/B)
Weight	Approx. 50.7 kg (111.8 lbs.)	Approx. 37.3 kg (82.2 lbs.)	Approx. 29.7 kg (65.5 lbs.)	Approx. 18.0 kg (39.7 lbs.)
Gross Weight	Approx. 71.0 kg (156.5 lbs.)	Approx. 51.0 kg (112.4 lbs.)	Approx. 40.0 kg (88.2 lbs.)	Approx. 25.0 kg (55.1 lbs.)
Pitch for Wall-Hanging	600 x 400 mm (23.6" x 15.8") VESA Compliant, M8 (Screw hole depth: 20 mm (0.8"))	600 x 400 mm (23.6" x 15.8") VESA Compliant, M8 (Screw hole depth: 18 mm (0.7"))	VESA Compliant 400 x 400 mm (15.8" x 15.8"), M6 (Screw hole depth: 20 mm (0.8"))	VESA Compliant 400 x 400 mm (15.8" x 15.8"), M6 (Screw hole depth: 18 mm (0.7"))
Built-in Speaker	20 W [10 W + 10 W] Landscape/Portrait		20 W [10 W + 10 W] Landscape/Portrait	
Orientation	Landscape/Portrait		Landscape/Portrait	
Tilting Angle*2	0-20 degrees forward / backward with landscape / portrait setting		0-20 degrees forward/backward with landscape/portrait setting	
Operating Environment	Temperature: 0 °C to 40 °C (32 °F to 104 °F) / for up to 1400 m (4593 ft) altitude, 0 °C to 35 °C (32 °F to 95 °F) / Altitude 1400-2800 m [4593 ft to 9186 ft] / Humidity: 20 % - 80 % (No condensation)		Temperature: 0 °C to 40 °C (32 °F to 104 °F) / for up to 1400 m (4593 ft) altitude, 0 °C to 35 °C (32 °F to 95 °F) / Altitude 1400-2800 m [4593 ft to 9186 ft] / Humidity: 20 % to 80 % (No condensation)	
Storage Environment	Temperature: -20 °C to 60 °C (-4 °F to 140 °F) / Humidity: 20 % to 80 % (Non condensation)		Temperature: -20 °C to 60 °C (-4 °F to 140 °F) / Humidity: 20 % to 80 % (Non condensation)	
Operating Time*3	18 h/day		18 h/day	
<b>OPTIONS</b>				
Pedestal	-		TY-ST75PE9	
Wall-hanging Bracket	TY-WK98PV1		TY-WK98PV1	
Early Warning Software*4	ET-SWA100/105 Series		ET-SWA100/105 Series	

\*1: Including handles.

\*2: Please contact your sales representative with regard to the tilt angle before installation.

\*3: In case of long time, the moving image is recommended to be displayed. If you display a still picture for an extended period, the image retention might remain on the screen. However, image retention can gradually disappear by displaying a moving images.

\*4. Multi Monitoring & Control Software Ver. 2.0 or later is required. Suffix of the part number may differ depending on the licence type.



Model no.	TH-50EQ2	TH-43EQ2
<b>DISPLAY PANEL</b>		
Screen Size (Diagonal)/Aspect Ratio	50-inch (1257.3 mm) /16:9	43-inch (1079.8 mm) /16:9
Effective Display Area (W x H)	1095.8 x 616.4 mm (43.14" x 24.26")	941.1 x 529.4 mm (37.05" x 20.84")
Resolution (H x V)	3840 x 2160	3840 x 2160
Brightness (Typ)	500 cd/m <sup>2</sup>	500 cd/m <sup>2</sup>
Contrast Ratio	5000:1	1200:1
Dynamic Contrast Ratio	50000:1	50000:1
Response Time	9.5 ms (G to G)	8.0 ms (G to G)
Viewing Angle (Horizontal/Vertical)	178°/178° (CR>10)	178°/178° (CR>10)
Panel Surface Treatment	Anti-Glare (Haze 25 %)	Anti-Glare (Haze 25 %)
<b>TERMINAL</b>	HDMI In HDMI TYPE-A Connector x 3 (HDCP2.2 supported) Audio In (L/R) Stereo Mini Jack (φ3.5 mm) x 1 (Shared with AV/PC In) PC In Mini D-sub 15-pin x 1 (Female) Audio In (L/R) Stereo Mini Jack (M3) x 1 USB Type A: DC 5 V/1 A, USB 3.0 is supported, Type A: DC 5 V/2 A, USB 2.0 is supported, Type C: max ~ 60W (Power Delivery compatible), USB2.0 is supported, DisplayPort Alternate mode compatible Serial In D-sub 9-pin x 1, RS-232C Compatible DIGITAL LINK — LAN RJ45 x 1, RJ45 10BASE-T/100BASE-TX IR In/Out Stereo Mini Jack (M3) x 1 / x 1 Audio Out Stereo Mini Jack (M3) x 1 SLOT SDM-S / SDM-L, 3.3 V/max.1.1 A, 12 V/max 5.5 A	
<b>GENERAL</b>		
Power Requirements	AC 110 - 240 V 50 Hz / 60 Hz	AC 110 - 240 V 50 Hz / 60 Hz
Power Consumption	255 W	225 W
Power Off Condition	Approx. 0.3 W	Approx. 0.3 W
Stand-by Condition	Approx. 0.5 W	Approx. 0.5 W
Dimensions (W x H x D*)	1129 x 649 x 66 mm (44.43" x 25.56" x 2.60")	973 x 562 x 65 mm (38.31" x 22.10" x 2.56")
Carton Size (W x H x D)	1230 x 800 x 142 mm (48.43" x 31.50" x 5.60")	1070 x 673 x 141 mm (42.13" x 26.50" x 5.56")
Bezel Width	14.9 mm (0.59") (T/R/L/B)	13.9 mm (0.55") (T/R/L/B)
Weight	Approx. 15.5 kg (34.2 lbs.)	Approx. 11.7 kg (25.8 lbs.)
Gross Weight	Approx. 21.0 kg (46.3 lbs.)	Approx. 16.0 kg (35.3 lbs.)
Pitch for Wall-Hanging	VESA Compliant 400 x 400 mm (15.8" x 15.8"), M6 (Screw hole depth: 18 mm (0.7"))	VESA Compliant 200 x 200 mm (7.9" x 7.9"), M6 (Screw hole depth 16 mm (0.6"))
Built-in Speaker	20 W [10 W + 10 W] Landscape/Portrait	
Orientation	Landscape/Portrait	
Tilting Angle*2	0-20 degrees forward/backward with landscape/portrait setting	
Operating Environment	Temperature: 0 °C to 40 °C (32 °F to 104 °F) / for up to 1400 m (4593 ft) altitude, 0 °C to 35 °C (32 °F to 95 °F) / Altitude 1400-2800 m (4593 ft to 9186 ft) / Humidity: 20 % - 80 % (No condensation)	
Storage Environment	Temperature: -20 °C to 60 °C (-4 °F to 140 °F) / Humidity: 20 % to 80 % (Non condensation)	
Operating Time*3	18 h/day	
<b>OPTIONS</b>		
Pedestal	TY-ST43PE9	TY-ST43PE9
Wall-hanging Bracket	—	—
Early Warning Software*4	ET-SWA100/105 Series	ET-SWA100/105 Series

\*1: Including handles.  
 \*2: Please contact your sales representative with regard to the tilt angle before installation.  
 \*3: In case of long time, the moving image is recommended to be displayed. If you display a still picture for an extended period, the image retention might remain on the screen. However, image retention can gradually disappear by displaying a moving images.  
 \*4. Multi Monitoring & Control Software Ver. 2.0 or later is required. Suffix of the part number may differ depending on the licence type.

### USB pass through function to save time and effort in meeting preparation

USB devices can be connected to the display via a USB Type-A cable and controlled using a PC connected to the EQ2 via the USB Type-C port.



If a camera or speakerphone is permanently connected to the display in a conference room, a user can just plug in their PC and immediately control the device to start the meeting.

### Supports the Next-Generation Intel® SDM Specification Slot Standard

The EQ2 Series is equipped with the new Intel® SDM specification slot standard that supports 4K signals.



It can be used with the receiver board version of Panasonic's wireless presentation system PressIT, or optional terminal boards such as 12G-SDI and DIGITAL LINK.



### Enables writing on the display screen

The EQ2 Series is equipped with a whiteboard function. By setting the USB receiver of the mouse on the display, you can use the mouse to write on the display screen and zoom in/out.



This is useful for facilitating efficient meetings.



# CQE2 Series

Available from March



▶ Entry



Model no.	TH-98CQE2	TH-86CQE2	TH-75CQE2	TH-65CQE2
<b>DISPLAY PANEL</b>				
Screen Size (Diagonal)/Aspect Ratio	98-inch (2476.9 mm)/16:9	86-inch (2174.2 mm)/16:9	75-inch (1892.7 mm)/16:9	65-inch (1638.9 mm)/16:9
Backlight	Direct LED	Edge LED	Direct LED	Direct LED
Effective Display Area (W x H)	2158.8 x 1214.3 mm (84.99" x 47.80")	1895.0 x 1065.9 mm (74.60" x 41.96")	1649.6 x 927.9 mm (64.94" x 36.53")	1428.4 x 803.5 mm (56.23" x 31.63")
Resolution (H x V)	3840 x 2160	3840 x 2160	3840 x 2160	3840 x 2160
Brightness (Typ)	500 cd/m <sup>2</sup>	400 cd/m <sup>2</sup>	400 cd/m <sup>2</sup>	500 cd/m <sup>2</sup>
Contrast Ratio	1200:1	1200:1	1200:1	1200:1
Dynamic Contrast Ratio	50000:1	50000:1	50000:1	50000:1
Response Time	8.0 ms (G to G)	8.0 ms (G to G)	8.0 ms (G to G)	8.0 ms (G to G)
Viewing Angle (Horizontal/Vertical)	178°/178° (CR>10)	178°/178° (CR>10)	178°/178° (CR>10)	178°/178° (CR>10)
Panel Surface Treatment	Anti-Glare (Haze 25 %)	Anti-Glare (Haze 3 %)	Anti-Glare (Haze 1 %)	Anti-Glare (Haze 1 %)
<b>TERMINAL</b>				
HDMI In	HDMI TYPE A Connector x 4 (HDCP 2.2)		HDMI TYPE A Connector x 4 (HDCP 2.2)	
USB	USB Connector (TYPE-A) x 2, (Type-C) x 1, Internal (Type-A) x 1		USB Connector (TYPE-A) x 2, (Type-C) x 1, Internal (Type-A) x 1	
PC In	Mini D-sub 15-pin x 1 (Female)		Mini D-sub 15-pin x 1 (Female)	
Audio In (L/R)	Pin Jack (L/R) x 1		Pin Jack (L/R) x 1	
Audio Out	Stereo Mini Jack (M3) x 1, SPDIF x 1		Stereo Mini Jack (M3) x 1, SPDIF x 1	
Serial In	Stereo mini jack (Ø3.5 mm) x 1, RS-232C Compatible		D-sub 9-pin x 1 (Female), RS-232C Compatible	
LAN	RJ45 x 1 10BASE-T/100BASE-TX/1000BASE-T		RJ45 x 1 10BASE-T/100BASE-TX/1000BASE-T	
IR In	Stereo mini jack (Ø3.5 mm) x 1		Stereo mini jack (Ø3.5 mm) x 1	
Wi-Fi	Built-in IEEE 802.11 a/b/g/n/ac Dual Wi-Fi CERTIFIED		Built-in IEEE 802.11 a/b/g/n/ac Dual Wi-Fi CERTIFIED	
<b>GENERAL</b>				
Power Requirements	AC220-240 V 50 Hz / 60 Hz	AC220-240 V 50 Hz / 60 Hz	AC220-240 V 50 Hz / 60 Hz	AC220-240 V 50 Hz / 60 Hz
Power Consumption	TBD	TBD	TBD	TBD
Power Off Condition	TBD	TBD	TBD	TBD
Stand-by Condition	TBD	TBD	TBD	TBD
Dimensions (W x H x D) *	2216 x 1271 x 91 mm (87.25" x 50.02" x 3.55")	1929 x 1100 x 80 mm (75.91" x 43.28" x 3.13")	1684 x 968 x 100 mm (66.28" x 38.09" x 3.92")	1456 x 835 x 96 mm (57.32" x 32.84" x 3.78")
Carton Size (W x H x D)	2435 x 1684 x 387 mm (95.87" x 66.30" x 15.24")	2163 x 1405 x 380 mm (85.16" x 55.32" x 14.96")	1948 x 1170 x 210 mm (76.70" x 46.07" x 8.27")	TBD
Bezel Width	T/R/L 11 mm (0.43") B 13.8 mm (0.54")	T/R/L/B 15.3 mm (0.6")	T/R/L 15.7 mm (0.62") B 21.5 mm (0.85")	T/R/L 12.9 mm (0.51") B 16.1 mm (0.63")
Weight	99.4 kg / 219.2 lb	61.7 kg / 136.1 lbs	36.8 kg / 81.2 lbs	24.6 kg / 54.3 lbs
Gross Weight	TBD	TBD	TBD	TBD
Pitch for Wall-Hanging	VESA Compliant 800 x 400 mm (31.5" x 15.8")	VESA Compliant 600 x 400 mm (23.7" x 15.8")	VESA Compliant 600 x 400 mm (23.7" x 15.8")	VESA Compliant 600 x 400 mm (23.7" x 15.8")
Built-in Speaker	24 W [(6 W x 2) + (6 W x 2)] (10%THD)		24 W [(6 W x 2) + (6 W x 2)] (10%THD)	
Orientation	Landscape		Landscape	
Tilting Angle*1	0 - 20 degrees forward with landscape setting (T.B.D.)		0 - 20 degrees forward with landscape setting (T.B.D.)	
Operating Environment	Temperature: 0 °C to 40 °C (32 °F to 104 °F) for up to 1400 m (4593 ft) altitude/ 0 °C to 35 °C (32 °F to 95 °F) for between 1400 m to 2800 m (4593 ft to 9186 ft) altitude		Temperature: 0 °C to 40 °C (32 °F to 104 °F) for up to 1400 m (4593 ft) altitude/ 0 °C to 35 °C (32 °F to 95 °F) for between 1400 m to 2800 m (4593 ft to 9186 ft) altitude	
Storage Environment	Temperature: -20 °C to 60 °C (-4 °F to 140 °F), Humidity: 20 % to 80 % (No Condensation)		Temperature: -20 °C to 60 °C (-4 °F to 140 °F), Humidity: 20 % to 80 % (No Condensation)	
Operating Time*2	24 h/day	16 h/day	16 h/day	16 h/day

\*1: Please contact your sales representative with regard to the tilt angle before installation.

\*2: In case of long time, the moving image is recommended to be displayed. If you display a still picture for an extended period, the image retention might remain on the screen. However, image retention can gradually disappear by displaying a moving images.

★Excluding remote control receiver.

# CQE2 Series

Available from March



Model no.	TH-55CQE2	TH-50CQE2	TH-43CQE2
<b>DISPLAY PANEL</b>			
Screen Size (Diagonal)/Aspect Ratio	55-inch (1387.8 mm)/16:9	50-inch (1257.3 mm)/16:9	43-inch (1079.8 mm)/16:9
Backlight	Direct LED	Direct LED	Direct LED
Effective Display Area (W x H)	1209.6 x 680.4 mm (47.62" x 26.78")	1095.8 x 616.4 mm (43.14" x 24.26")	941.1 x 529.4 mm (37.05" x 20.84")
Resolution (H x V)	3840 x 2160	3840 x 2160	3840 x 2160
Brightness (Typ)	500 cd/m <sup>2</sup>	500 cd/m <sup>2</sup>	500 cd/m <sup>2</sup>
Contrast Ratio	1200:1	5000:1	1200:1
Dynamic Contrast Ratio	50000:1	50000:1	50000:1
Response Time	8.0 ms (G to G)	9.5 ms (G to G)	8.0 ms (G to G)
Viewing Angle (Horizontal/Vertical)	178°/178° (CR>10)	178°/178° (CR>10)	178°/178° (CR>10)
Panel Surface Treatment	Anti-Glare (Haze 1%)	Anti-Glare (Haze 3%)	Anti-Glare (Haze 1%)
<b>TERMINAL</b>			
HDMI In	HDMI TYPE A Connector x 4 (HDCP 2.2)		HDMI TYPE A Connector x 4 (HDCP 2.2)
USB	USB Connector (TYPE-A) x 2, (Type-C) x 1, Internal (Type-A) x 1		USB Connector (TYPE-A) x 2, (Type-C) x 1, Internal (Type-A) x 1
PC In	Mini D-sub 15-pin x 1 (Female)		Mini D-sub 15-pin x 1 (Female)
Audio In (L/R)	Pin Jack (L/R) x 1		Pin Jack (L/R) x 1
Audio Out	Stereo mini jack (Φ3.5 mm) x 1, SPDIF x 1		Stereo mini jack (Φ3.5 mm) x 1, SPDIF x 1
Serial In	Stereo mini jack (Φ3.5 mm) x 1, RS-232C Compatible		Stereo mini jack (Φ3.5 mm) x 1, RS-232C Compatible
LAN	RJ45 x 1 10BASE-T/100BASE-TX/1000BASE-T		RJ45 x 1 10BASE-T/100BASE-TX/1000BASE-T
IR In	Stereo mini jack (Φ3.5 mm) x 1		Stereo mini jack (Φ3.5 mm) x 1
Wi-Fi	Built-in IEEE 802.11 a/b/g/n/ac Dual Wi-Fi CERTIFIED		Built-in IEEE 802.11 a/b/g/n/ac Dual Wi-Fi CERTIFIED
<b>GENERAL</b>			
Power Requirements	AC220-240 V 50 Hz / 60 Hz	AC220-240 V 50 Hz / 60 Hz	AC220-240 V 50 Hz/60 Hz
Power Consumption	TBD	TBD	TBD
Power Off Condition	TBD	TBD	TBD
Stand-by Condition	TBD	TBD	TBD
Dimensions (W x H x D)*	1236 x 710 x 68 mm (48.64" x 27.92" x 2.67")	1121 x 646 x 68 mm (44.12" x 25.43" x 2.66")	964 x 555 x 68 mm (37.92" x 21.85" x 2.66")
Carton Size (W x H x D)	1369 x 874 x 165 mm (53.90" x 34.41" x 6.50")	1215 x 775 x 165 mm (47.84" x 30.52" x 6.50")	1050 x 718 x 178 mm (41.34" x 28.27" x 7.01")
Bezel Width	T/R/L 11 mm (0.43") B 13.8 mm (0.54")	T/R/L 10 mm (0.39") B 15.5 mm (0.61")	T/R/L 8.4 mm (0.33") B 12 mm (0.47")
Weight	17.9 kg / 39.5 lbs	13.4 kg / 29.6 lbs	10.3 kg / 22.7 lbs
Gross Weight	TBD	TBD	TBD
Pitch for Wall-Hanging	VESA Compliant 400 x 400 mm (15.8" x 15.8")	VESA Compliant 200 x 200 mm (7.9" x 7.9")	VESA Compliant 200 x 200 mm (7.9" x 7.9")
Built-in Speaker	20 W [10 W + 10 W] (10%THD)	20 W [10 W + 10 W] (10%THD)	16 W [8 W + 8 W] (10%THD)
Orientation	Landscape		Landscape
Tilting Angle*1	0-20 degrees forward with landscape setting		0 - 20 degrees forward with landscape setting (T.B.D.)
Operating Environment	Temperature: 0 °C to 40 °C (32 °F to 104 °F) for up to 1400 m (4593 ft) altitude/ 0 °C to 35 °C (32 °F to 95 °F) for between 1400 m to 2800 m (4593 ft to 9186 ft) altitude		Temperature: 0 °C to 40 °C (32 °F to 104 °F) for up to 1400 m (4593 ft) altitude/ 0 °C to 35 °C (32 °F to 95 °F) for between 1400 m to 2800 m (4593 ft to 9186 ft) altitude
Storage Environment	Temperature: -20 °C to 60 °C (-4 °F to 140 °F), Humidity: 20 % to 80 % (No Condensation)		Temperature: -20 °C to 60 °C (-4 °F to 140 °F), Humidity: 20 % to 80 % (No Condensation)
Operating Time*2	16 h/day		16 h/day

\*1: Please contact your sales representative with regard to the tilt angle before installation.  
\*2: In case of long time, the moving image is recommended to be displayed. If you display a still picture for an extended period, the image retention might remain on the screen. However, image retention can gradually disappear by displaying a moving images.

\*Excluding remote control receiver.

▶ Entry

Standard equipped with an abundance of terminals. Optimal as a conference room DISPLAY

The CQE2 Series is equipped with four HDMI input terminals. USB type-A and Type-C. It is also equipped with Wi-Fi, and can conduct wireless transmission with a PC. Display Internet-based information and smoothly alternate presenters during a meeting.



Preinstalled HTML5 Browser Allows for Easy Signage Updates


The CQE2 series is preinstalled with the HTML5 browser. So, it can serve as signage without an external device, such as a set-top box or PC, or without a connection cable.



**Elaborate 4K Picture Quality down to the Tiniest Details**

SQ1 SQE2 EQ2 **SQ1H** **CQE2**

With approximately 8,290,000 pixels, about four times the pixels of a Full-HD display, images are highly detailed. This dynamic, large-screen display achieves true-to-life finely nuanced images. With an optimal viewing distance of 1.5 times the screen height, the 4K display renders the information you want to transmit with excellent clarity.



\* Images are simulated.

**Supports HDR and BT.2020 Emulation**

**SQ1H** **SQ1**

The SQ1H, and SQ1 Series supports HDR (High Dynamic Range) (PQ and HLG). Image reproduction is stunning, from deepest black to sparkling bright highlights. Additionally, they have emulation mode for BT.2020. This enables an emulation display to support the wide color gamut of the ITU-R BT.2020 standard.

**Supports the Next-Generation Intel® SDM Specification Slot Standard**

**SQ1** **SQE2** **EQ2** **SQ1H**

The SQ1H/SQ1/SQE2 Series is equipped with the new Intel® SDM specification slot standard that supports 4K signals. Combined with the interface board, you can easily use a built-in PC and add various interfaces.



**High Color Reproduction (6-Axis & 12-Axis Color Correction)**

**SQ1H** **SQ1**

The color space on LCD displays tends to narrow when the luminance level drops, and it's often accompanied by color phase shifts. Six Axis Coordinate Correction applies image processing to balance the six axes of the three primary colors (RGB) and their complementary colors (CMY). Further, in the SQ1 Series, the color temperature, shade, and brightness parameters of individual images can be adjusted for red, green, and blue, and their complementary colors, cyan, magenta, and yellow. This keeps the intermediate shades of extremely fine colors vibrant and lifelike.

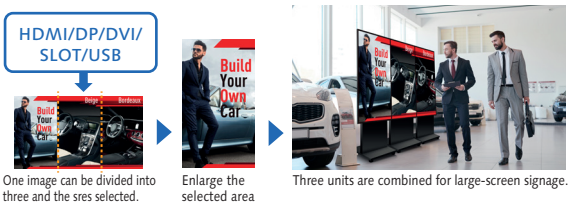


\* Images are simulated.

**Dynamic Signage is Possible with the Portrait Zoom**

**SQ1H** **SQ1** **EQ2**

Split the content from image sources, and enlarge the display in a portrait orientation. There is no need to use a special device, such as a processor, while creating content from various images. Placing three 65-inch models vertically creates a display equivalent to 112 inches. This enables highly visible store signage.



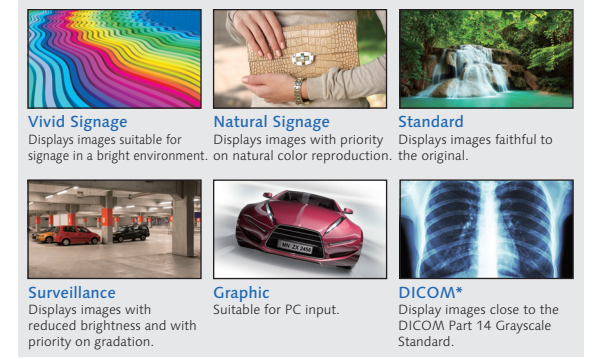
\* The picture quality may be degraded when the image is enlarged.

\*These functions on the 98/86SQ1 models are compatible with the Software Main Version 3.0000 or later.

**Easy Display of Images Optimized for the Display Content**

**SQ1H** **SQ1**

Conventional display panels are preset with display modes such as Standard and Dynamic. The SQ1H, and SQ1 Series comes with an extensive display menu to let you select the most suitable mode for the content to be displayed and the viewing environment. You can select the best mode for the video source and the place of display.



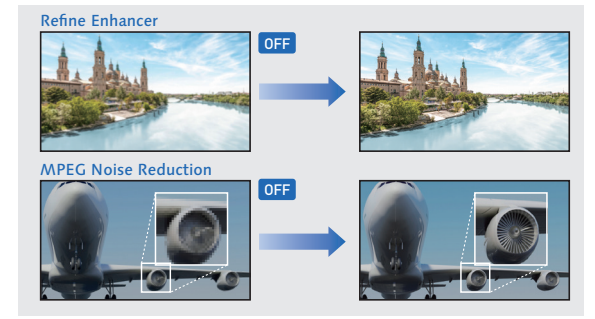
\*Although the term "DICOM" is used, this product is not medical equipment. Do not use displayed images for medical purposes such as examination or diagnosis.

**•Refine Enhancer**

Corrects blurry image contours resulting from resizing, etc., to improve the image resolution.

**•MPEG Noise Reduction**

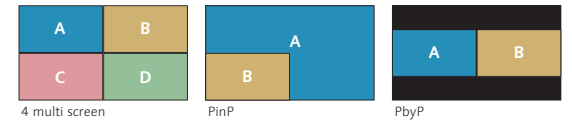
Noise reduction suppresses the block noise and mosquito noise that are characteristic of digital video signals. This faithfully reproduces the inherent beauty of the image.



**Multi Input Screen Capability with No Processor Required**

**SQ1H** **SQ1**

Multi Input Screen Capability with No Processor Required The SQ1 Series can simultaneously display multiple images on a single screen. In addition to 4 multi screens, the SQ1H, and SQ1 Series can display 2 screens, such as PinP and PbyP. This is ideal for checking details in various applications, such as videoconferences, digital signage, and surveillance monitoring.



**Brilliant, High-Quality over 1200 cd/m2 Images for Bright Lobbies**

**SQ1H**

The SQ1H Series provides highly visible signage even in open spaces with natural lighting. An ADS panel with a wide viewing angle is used, and it has an eye-catching effect even when people are moving.

\*TH-86SQ1H, TH-75SQ1H is 1500cd/m<sup>2</sup>.





### Portrait Installation Capability

When the Large size display is installed vertically, it can display a person in almost life-size dimensions. It is ideal for digital signage use because it faithfully reproduces the textures and colors of a model's clothing and accessories. It helps to maintain a high-quality brand image. Vertical installation also has no effect on the lifetime of the panel.



All models are supported.

### Efficiency and Reliability for Continuous 24-hour Operation

The use of highly durable panel materials and quality electronic components ensures dependable 24-hour operation seven days a week.

\* Display of moving images is recommended when panels are in use for long periods to prevent image retention. Note that image burn-in can be gradually rectified with the periodical display of moving images.




SQ1H SQ1 SQE2 EQ2 CQE2  
\*98CQE1 only

### A Stylish and slim design Accentuates the Image

The stylish and slim design complies with the ADA standard (a depth of less than 4-inch (approx.100 mm) with brackets) in all important aspects. The narrow bezel displays higher-impact images, further enhancing the 4K picture quality. The slim profile isn't the least oppressive even when installed in a hanging configuration.

\* The availability of the TY-WK98PV1 varies depending on the country.



\* ADA stands for the "Americans with Disabilities Act," a United States law made to protect people with disabilities from discrimination.

SQ1H SQ1

### Fanless Design


Standard models robust fanless design prevents problems caused by the intake of dusty air. The displays can be safely installed and operated in high-traffic environments.

SQ1 SQE2 EQ2 CQE2

### Operate without wasting electricity with the Automatic Brightness Adjustment function

Automatically adjusts the brightness of the screen display according to the surrounding environment. The brightness changes linearly so there is no feeling of discomfort.

\*The images are graph are for illustration purposes only. It may be different from the actual brightness change.



SQ1H

### HDMI CEC Device Linking Supported

HDMI-CEC compatible devices can be connected to the display by an HDMI cable, enabling the basic operations (such as power ON/OFF) of the compatible devices to be controlled by the display's remote control. Power ON/OFF of the display can also be switched using only the remote control (or main unit buttons) of the HDMI-CEC compatible devices.

\* The control of all devices cannot be guaranteed.

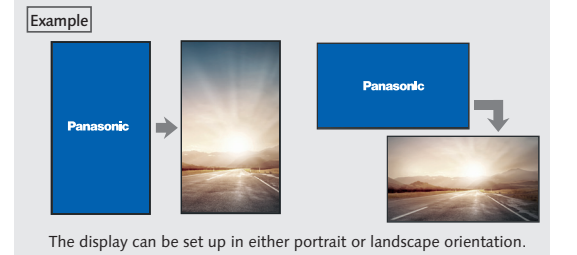


SQ1H SQ1 SQE2 EQ2 CQE2

### Customizable Original Screen

An original image created by your company or other desired picture can be displayed when the unit is turned on and when there is no input signal. The image data for the original screen can be transferred and stored in the display unit via a USB memory. This function allows a company logo mark, brand image, etc., to be displayed when there is no input signal.

\* Certain limitations apply to the format for original screen.  
\* The SQ1/SQE2/CQE2 Series is compatible with 3480 x 2160 and 1920 x 1080 resolution.



SQ1H SQ1 SQE2 EQ2 CQE2

### 4K Daisy Chain can be Constructed with Even Higher Resolution Multi-Screens

The SQ1 Series is equipped with DisplayPort input/output terminals. Construct a multi-screen that can output 4K images by installing multiple units and connecting them in a daisy chain.

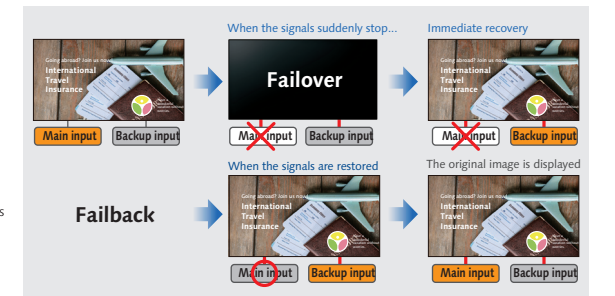


SQ1H SQ1

### Failover and Failback Safeguards for Mission Critical Situations

These models are equipped with a variety of signal input terminals. If the main video and audio signals are interrupted, the system immediately switches to alternative signals. This makes it ideal for mission critical control rooms and surveillance centers. If the main signals are restored, the original image is displayed.

\* The usable combinations of main and backup signals are limited. For details, see the product website.



SQ1H SQ1 EQ2



## Simple Signage Operation with No STB

SQ1H SQ1 EQ2

The display can automatically start showing pictures when a USB memory containing data is inserted. The display unit can be used as digital signage without a set-top box or PC. And the content can be displayed smoothly without including the black screen display. What's more, the order of content playback and playback time can be programmed. Content can also be rewritten and multiple displays can be operated via LAN.\*



### Applicable format

Still Image	JPG, JPEG, JPE, BMP*
Motion Image	AVI, MKV, ASF, WMV, TS, MTS, MP4, 3GP, MOV, FLV, F4V


\* BMP is supported only by the SQE2, CQE2 Series.  
\* The SQ1H/SQ1/SQE2/CQE2 Series is compatible with the 4K signal.

- If it is difficult to insert a USB memory due to installation conditions, use a commercially available extension cable.
- Some files cannot be played back even if they are in the supported format. Regarding restrictions, see the operation manual.
- \* Multi Monitoring & Control Software (free) is required.

### Playback by one unit



### Simultaneous playback by multiple units



One of up to four display units becomes the parent unit, and the other units display images in sync with the parent unit. This enables the display of images in perfect sync when the panels are arranged next to each other.

## Play USB Content Instantly

SQ1H SQ1 SQE2 EQ2 CQE2

The playable application format, GUI and operation procedure for the SQE2/SQE1 Series' Media Player function are different from those of other models.

Playing Full HD video, still images, and digital documents from USB storage devices couldn't be easier. Just insert a thumb drive into the USB port and start presenting without needing to connect a PC. The Memory Viewer app enables image\* (JPEG, BMP) and video\* (WMV, AVI, MOV, MP4, MPG) selection from handy thumbnail previews.

- \* In some cases, files may not be viewable even if they are encoded in a supported format.

### Applicable format

Still Image	JPG, JPEG, JPE, BMP
Motion Image	AVI, MKV, ASF, WMV, GS, MGS, MP4, 3GP, MOV, FLV, F4V

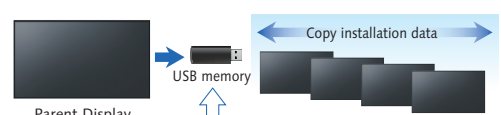
\* The SQE2 and CQE2 Series are not compatible with WMV, MTS and F4V.



## Cloning Function Speeds Up Multiple Display Setup

SQ1H SQ1 SQE2 EQ2 CQE2

When installing multiple displays, the Cloning function lets you use a USB memory (or LAN network) to copy the settings of a parent display to other units, thus greatly shortening the setup time.



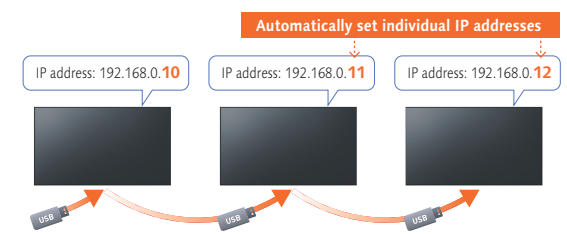
- Data that can be copied  
Setting and set values of [Picture], [sound], [Setup], [Position], and [Options] menus.\*  
\*[Options] are not supported by SQ1/EQ2.

- [Date & Time], [Network Settings], [LAN Settings] and Display ID cannot be copied.
- The Cloning function works only for displays with the same screen size.

## USB Memory Network Settings

SQ1H SQ1 EQ2

Using a USB memory device, the network setting can be made for multiple displays. Individual IP addresses for each unit are automatically set.



Note: Setting images are simulated.

## A Conference Room Audio Mode for Easier Listening

SQ1H SQ1 EQ2

This function makes voices easier to listen to in video conferences or when the video is displayed, for improved audio quality. A setting is also possible to improve sound muffling when the display is mounted on a wall. If the automatic sound volume adjustment function is used, information sharing is possible with the sound level at a comfortable level.

- \* This function on the 98/86SQ1 Series is compatible with the Software Main Version 4.0000 or later. Please contact your sales representative with regard to details.

## Make Your Signage Easy with Panasonic Application

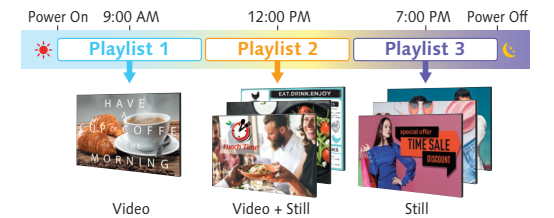
SQ1H SQ1 EQ2

The SQ1H, SQ1 and EQ2 Series features a USB Media Player function that allows easy signage playback. Content Management Software is an application software for scheduling digital signage playback on a computer. It also allows power ON/OFF to be set.

For more information about Content Management Software Version 3.3.1, please visit:  
<https://panasonic.net/cns/prodisplays/download/software/>

## Play Content Automatically with Scheduling Function

Content Management Software for PC Version 3.3.1 (free) enables easy playlist creation with media support including combinations of still and video images. You can set up schedules for playing and closing your media playlist at predetermined dates and times.



## Convenient Playlist and Schedule Syncing

Playlists and schedules created with Content Management Software can be transferred to displays with USB memory, or via LAN. Synchronized playback on multiple displays is also supported.

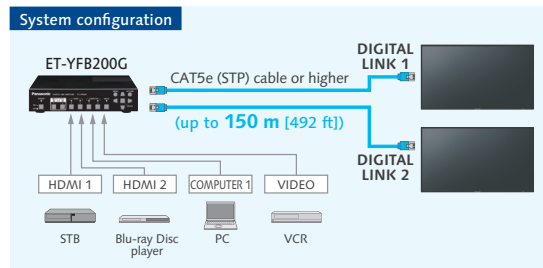


### DIGITAL LINK Function Enables Simple Installation and Low System Costs

SQ1H SQ1

Using DIGITAL LINK makes it possible to transmit video, audio and control signals over a long distance (up to 150 m [492 ft]) with a single LAN cable\*. Easy cabling also reduces labor during setup. This provides transmission of high-quality images and sounds, as well as remote control.

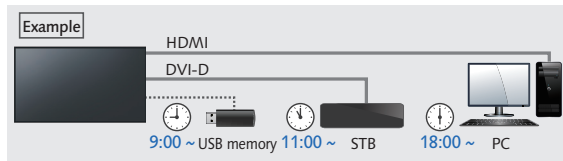
\* When connected with the [Long reach] mode, the maximum transmission distance is 150 m (492 ft). In this case, the unit can receive the signals of up to 1080/60p. A CAT5e (STP) cable or higher is required. This supports 4K video over distances of up to 50 m (164 ft) with a single LAN cable.



### Timer-Programmable Switching of Device Connection

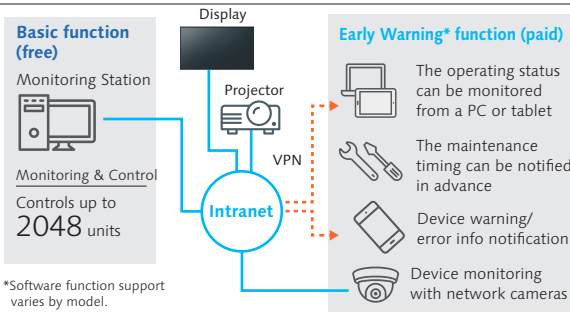
SQ1H SQ1 SQE2 EQ2 CQE2

The timer function of the display unit can be used to change connected signal source devices at a desired time. This allows an easy change of displayed content according to the application or the progress of an event.



### Multi Monitoring & Control Software

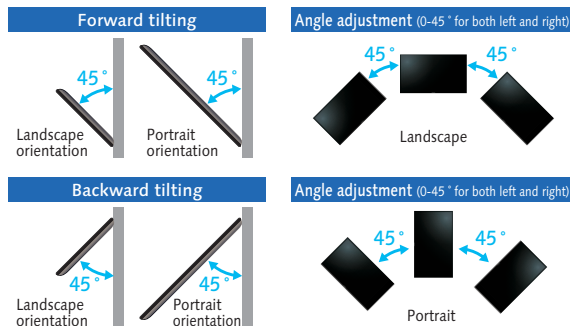
Compatible with Multi Monitoring & Control Software for addition of new functions, such as automatic searching for map displays and registered devices. Displays and peripheral equipment on the intranet can be controlled and their status can be monitored. Also error notification and error indication can be detected by an indication monitoring function (for a fee) for improved maintenance.



\*Software function support varies by model.

### Choose the Installation to Match Your Application

Panasonic displays are designed for use in either portrait or horizontal orientation with no effect on panel color and lifespan, further reducing TCO. A tilt installation up to 45 degrees forward or backward is also possible. The angle can be adjusted for easy viewing when installed in a high location.

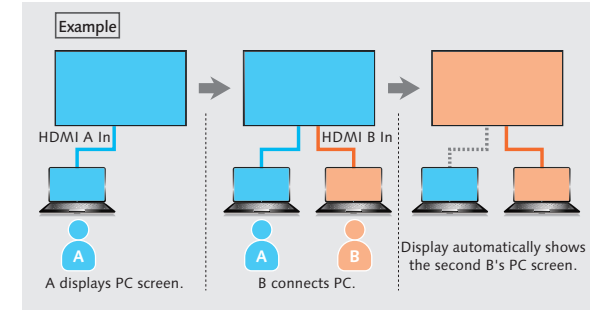


\* The installable angle varies depending on the model. For details, see the specifications page for each model. For more information on the specifications page, please visit the download page. ([https://panasonic.net/cns/prodisplays/download/spec\\_manual/](https://panasonic.net/cns/prodisplays/download/spec_manual/))

### Smooth Switching of Presenters

SQ1H SQ1 SQE2\* EQ2 CQE2\*

These displays automatically switches source signals when the input signal for the current content stops or when an input signal other than the signal of the current content is received. When presenters change during a meeting, the displayed image can be switched easily by simply changing the cable connection, thus eliminating the need to operate the remote control.



\* The 2 switching inputs must be set in advance.  
\* This function may not operate correctly depending on the image playback device.  
\* Digital-digital switching is supported by the SQ Series.

\* Input signal detection is possible for HDMI 1 and HDMI 2 only with the SQE2 and CQE2 Series.

### Built-in Speakers for the Playback of Content with Sound

All models are supported

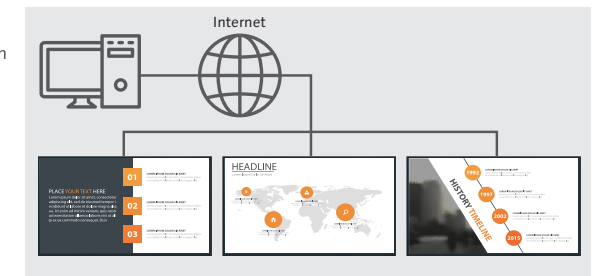
The display unit has built-in speakers so that it can playback content with sound without the connection of external speakers. This allows maximum use of a limited space for the installation of a large-screen display



### Supports LAN Content Connection



SQ1H SQ1 SQE2\* EQ2 CQE2\*  
\*Creston connected supported only

The display can be controlled by LAN or RS-232C. You can configure the display into your existing control system, and can control several devices simultaneously. It also supports AMX or Crestron Connected™ LAN control.



# SQ1-IG Series

Interactive Multi-Touch displays with InGlass™ technology



Multi-Touch Screen

Model no.	TH-86SQ1-IG	TH-75SQ1-IG	TH-65SQ1-IG	TH-55SQ1-IG
<b>DISPLAY PANEL</b>				
Panel Size	86-inch (2174,2 mm)	75-inch (1892,7 mm)	65-inch (1638,9 mm)	55-inch (1387,8 mm)
Panel type / Backlight	IPS / E-LED		IPS / E-LED	
Aspect ratio	16:09		16:09	
Effective display area (W x H)	1895 x 1065 mm (74.6" x 41.9")	1649.6 x 927.9 mm (64.94" x 36.53")	1428 x 803 mm (56.2" x 31.6")	1209 x 680 mm (47.6" x 26.7")
Resolution (H x V)	3840 x 2160		3840 x 2160	
Brightness (Typ)	500 cd/m2		500 cd/m2	
Contrast Ratio	1200:1		1100:1	
Response Time	8.0 ms (Typ) (G to G)		8.0 ms (Typ) (G to G)	
Viewing Angle [(T/B)/(L/R)]	178°/178° (CR≥10)		178°/178° (CR≥10)	
Panel Surface Treatment	Anti-glare, anti-reflective with the level of haze approx. 5%(±3%)		Anti-glare, anti-reflective with the level of haze approx. 5%(±3%)	
<b>TOUCH</b>				
Detection Method	InGlass™ Touch Detection of human finger, passive stylus		InGlass™ Touch Detection of human finger, passive stylus	
Touch Operation	Up to 20-point multi-touch		Up to 20-point multi-touch	
Power supply	12-24V / 1A external		12-24V / 1A external	
OS	Win 7/8/10, Android, Mac OS*, Linux		Win 7/8/10, Android, Mac OS*, Linux	
<b>TERMINAL</b>				
HDMI In	TYPE A Connector x 2 (HDCP2.2 supported)		TYPE A Connector x 2 (HDCP2.2 supported)	
DisplayPort In	DisplayPort x 1 (HDCP2.2 supported)		DisplayPort x 1 (HDCP2.2 supported)	
DisplayPort Out	DisplayPort x 1 (HDCP1.4 supported)		DisplayPort x 1 (HDCP1.4 supported)	
DVI-D/Audio (L/R)	DVI-D 24-pin x 1/Stereo Mini Jack (M3) x 2 (Shared with PC In)		DVI-D 24-pin x 1/Stereo Mini Jack (M3) x 2 (Shared with PC In)	
PC In/Audio In (L/R)	Mini D-sub 15-pin x 1 (Female)/Stereo Mini Jack (M3) x 2 (Shared with DVI-D In)		Mini D-sub 15-pin x 1 (Female)/Stereo Mini Jack (M3) x 2 (Shared with DVI-D In)	
Serial	D-sub 9pin x 1, RS-232C Compatible		D-sub 9pin x 1, RS-232C Compatible	
IR In/Out	Stereo Mini Jack (M3) x 1/x 1		Stereo Mini Jack (M3) x 1/x 1	
Audio Out	30 W (15 W + 15 W) 10% THD		30 W (15 W + 15 W) 10% THD	
LAN	RJ45 x 1, 10 BASE-T / 100 BASE-TX, Compatible with PLink™		RJ45 x 1, 10 BASE-T / 100 BASE-TX, Compatible with PLink™	
DIGITAL LINK	RJ45 x 1, 100 BASE-TX, Compatible with long reach mode and PLink™		RJ45 x 1, 100 BASE-TX, Compatible with long reach mode and PLink™	
Slot	Intel® SDM specification Corresponding size SDM-S / SDM-L		Intel® SDM specification Corresponding size SDM-S / SDM-L	
USB	USB Connector (TYPE-A) x 2, DC 5 V/2 A, DC 5V/1A (USB 3.0 Supported)		USB Connector (TYPE-A) x 2, DC 5 V/2 A, DC 5V/1A (USB 3.0 Supported)	
<b>GENERAL</b>				
Power Requirements	220-240 V AC, 50/60 Hz		220-240 V AC, 50/60 Hz	
Power consumption	max. 487 W	max. 392 W	max. 327 W	max. 307 W
Power off Condition	Approx. 0.3 W		Approx. 0.3 W	
Stand-by Condition	Approx. 0.5 W		Approx. 0.5 W	
Dimensions (W x H x D)	1966,5 x 1137,5 x 84,5 mm	1720 x 998,5 x 74,5 mm	1497,3 x 874,9 x 77,5 mm	1279,9 x 752,7 x 74,3 mm
Carton Size	2224 x 1427 x 373 mm	1832 x 1283 x 280 mm	1642 x 1037 x 248 mm	1404 x 879 x 203 mm
Weight	Approx. 92kg	Approx. 76kg	Approx. 51kg	Approx. 35,5kg
Gross Weight	Approx. 115kg	Approx. 91kg	Approx. 62kg	Approx. 44kg
Wall-hanging pitch	VESA Compliant 600 x 400 mm (23.6" x 15.8")		VESA Compliant 400 x 400 mm (15.8" x 15.8")	
Protective Glass Thickness	3 mm		3 mm	
Bezel Depth	32 mm		32 mm	
Built-in Speaker	20 W [10 W + 10 W]		20 W [10 W + 10 W]	
Orientation	Landscape / Portrait		Landscape / Portrait	
Tilting Angle*2	Landscape setting: 0 - 45 degrees forward/backward, Portrait setting: 0 - 20 degrees forward /backward		Landscape setting: 0 - 45 degrees forward/backward, Portrait setting: 0 - 20 degrees forward /backward	
Operating Environment	Temperature : 0°C to 40°C (32 °F to 104 °F)*1 : 0°C to 35°C (32 °F to 95 °F)*2 Humidity : 20% to 80% (No condensation) Altitude : 0 to 2800 m (0 to 9186 ft)		Temperature : 0°C to 40°C (32 °F to 104 °F)*1 : 0°C to 35°C (32 °F to 95 °F)*2 Humidity : 20% to 80% (No condensation) Altitude : 0 to 2800 m (0 to 9186 ft)	
Operating Time*3	24 h/day		24 h/day	
<b>OPTIONS</b>				
Content Management Software	Ver. 3.0 or later (Windows only)		Ver. 3.0 or later (Windows only)	
Multi Monitoring & Control Software	Ver. 2.1 (Windows only)		Ver. 2.1 (Windows only)	
Early Warning Software	ET-SWA100/105 Series		ET-SWA100/105 Series	
Auto Display Adjustment Upgrade Kit	TY-VUK10		TY-VUK10	
Video Wall Manager	Yes		Yes	
Whiteboard Software*4	Downloadable for free - for Windows and Mac OS		Downloadable for free - for Windows and Mac OS	

\*1: Limited performance.

\*2: When installing the display vertically, be sure that the power indicator comes to the right side. Please contact your sales representative with regard to the tilt angle before installation.


\*3: In case running for a long time, the moving image is recommended to be displayed. If you display a still picture for an extended period, the image retention might remain on the screen. However, image retention can gradually disappear by displaying a moving images.

\*4: Downloadable for free. For more information, please visit Global website. <https://panasonic.net/cns/prodisplays/download/software/whiteboard/>

For the latest information about Panasonic Professional Displays, please visit: [business.panasonic.co.uk/visual-system](https://business.panasonic.co.uk/visual-system)

# SQE1-IG Series

Interactive multi-touch displays with InGlass™ technology



Model no.	TH-86SQE1-IG	TH-75SQE1-IG	TH-65SQE1-IG	TH-55SQE1-IG
<b>DISPLAY PANEL</b>				
Panel size	86-inch (2174,2 mm)	75-inch (1893,7 mm)	65-inch (1638,9 mm)	55-inch (1387,8 mm)
Panel type / Backlight	E-LED		D-LED	
Aspect ratio	16:9		16:9	
Effective display area (W x H)	1895 x 1065,9 mm (74.6" x 41.96")	1649,6 x 927,9 mm (64.94" x 36.53")	1428,4 x 803,5 mm (56.23" x 31.63")	1209,6 x 680,4 mm (47.62" x 26.78")
Resolution (H x V)	3840 x 2160		3840 x 2160	
Brightness (Typ)	500 cd/m2		500 cd/m2	
Contrast Ratio	1100:1	1200:1	1200:1	
Response Time	8.0 ms (Typ) (G to G)		8.0 ms (Typ) (G to G)	
Viewing Angle [(T/B)/(L/R)]	178°/178° (CR>10)		178°/178° (CR>10)	
Panel Surface Treatment	Anti-glare, anti-reflective with the level of haze approx. 5%(±3%)		Anti-glare, anti-reflective with the level of haze approx. 5%(±3%)	
<b>TOUCH</b>				
Detection Method	InGlass™ Touch Detection of human finger, passive stylus		InGlass™ Touch Detection of human finger, passive stylus	
Touch Operation	Up to 20-point multi-touch		Up to 20-point multi-touch	
Power Supply	12-24V / 1A external		12-24V / 1A external	
OS	Win 7/8/10, Android, Mac OS*, Linux		Win 7/8/10, Android, Mac OS*, Linux	
<b>TERMINAL</b>				
HDMI In	HDMI Type A Connector x 4		HDMI Type A Connector x 4	
DisplayPort In	DisplayPort x 1		DisplayPort x 1	
DisplayPort Out	DisplayPort x 1		DisplayPort x 1	
PC In	Mini D-sub 15-pin x 1		Mini D-sub 15-pin x 1	
Serial	D-sub 9pin x 1, RS-232C Compatible		D-sub 9pin x 1, RS-232C Compatible	
IR In	Stereo Mini jack (M3) x 1		Stereo Mini jack (M3) x 1	
Audio In	Pin Jack (L/R) x2		Pin Jack (L/R) x2	
Audio Out	Stereo Mini jack (M3) x 1, SPDIF x 1		Stereo Mini jack (M3) x 1, SPDIF x 1	
USB	USB Connector Type-A x 2, Type-C x 1 (Internal) Type-A x 1		USB Connector Type-A x 2, Type-C x 1 (Internal) Type-A x 1	
Slot	x1 (Intel® SDM specification, Corresponding size SDM-S / SDM-L, 12V x max. 3.5A)		x1 (Intel® SDM specification, Corresponding size SDM-S / SDM-L, 12V x max. 3.5A)	
LAN	RJ45 x 1		RJ45 x 1	
<b>GENERAL</b>				
Power Requirements	110-127 V AC, 50/60 Hz, 220-240 V AC, 50/60 Hz		110-127 V AC, 50/60 Hz, 220-240 V AC, 50/60 Hz	
Power Consumption	max. 371 W (319 W)*2	max. 341 W (287 W)*2	max. 288 W (236 W)*2	max. 204 W (150 W)*2
Power off Condition	0 W		0 W	
Stand-by Condition	Approx. 0.5 W		Approx. 0.5 W	
Wifi	Dongle	Built-in	Built-in	
Dimensions (W x H x D)	1.966,5 x 1137,5 x 72,7 [88,6]*3 mm	1.721,8 x 1006,4 x 81,9 [104,8]*3 mm	1.495,3 x 878 x 87 [109,2]*3 mm	1.278,9 x 751,7 x 87,6 [112,4]*3 mm
Carton Size	2.163 x 1.405 x 380 mm	1.948 x 1.170 x 210 mm	1.607 x 980 x 177 mm	1.369 x 874 x 165 mm
Weight	95,9 kg	63,4 kg	46,8 kg	29,7 kg
Gross Weight	118 kg	78 kg	57 kg	36,5 kg
Wall-hanging pitch	VESA Compliant 600 x 400 mm (23.6" x 15.8"), M8		VESA Compliant 400 x 400 mm (15.8" x 15.8"), M6	VESA Compliant 400 x 200 mm (15.8" x 7.9"), M6
Protective Glass Thickness	3 mm		3 mm	
Bezel Width	33 mm	37,7 mm	37 mm	33 mm
Built-in Speaker	24 W [12 W + 12 W]		16 W [8 W + 8 W]	
Orientation	Landscape / Portrait		Landscape / Portrait	
Tilting Angle**4	Landscape setting: 0 - 20 degrees forward, Portrait setting: 0 - 20 degrees forward		Landscape setting: 0 - 20 degrees forward, Portrait setting: 0 - 20 degrees forward	
Operating Environment	Temperature: 0° to 40°C (32 °F to 104 °F) / Humidity: 20-80% (Non condensation) / for up to 0-1400 m (4593 ft) altitude. Temperature 0 °C to 35 °C (32 °F to 95 °F)		Temperature: 0° to 40°C (32 °F to 104 °F) / Humidity: 20-80% (Non condensation) / for up to 0-1400 m (4593 ft) altitude. Temperature 0 °C to 35 °C (32 °F to 95 °F)	
Operating Time**5	24 h/day		24 h/day	
<b>OPTIONS</b>				
Multi Monitoring & Control Software	YES		YES	
Early Warning Software	ET-SWA100 Series		ET-SWA100 Series	
Whiteboard Software**6	Downloadable for free – for Windows		Downloadable for free – for Windows	

\*1: Limited performance.

\*2: When the slot is not in use.

\*3: Dimensions including SDM-Slot.

\*4: When installing the display vertically, be sure that the power indicator comes to the right side.

Please contact your sales representative with regard to the tilt angle before installation.

\*5: In case running for a long time, the moving image is recommended to be displayed. If you display a still picture for an extended period, the image retention might remain on the screen. However, image retention can gradually disappear by displaying a moving images.


\*6: Downloadable for free. For more information, please visit Global website. <https://panasonic.net/cns/prodisplays/download/software/whiteboard/>

For the latest information about Panasonic Professional Displays, please visit: [business.panasonic.co.uk/visual-system](https://business.panasonic.co.uk/visual-system)



# SQE1-IR Series

Interactive multi-touch displays with Infrared technology



Multi-Touch Screen

Model no.	TH-86SQE1-IR	TH-75SQE1-IR	TH-65SQE1-IR	TH-55SQE1-IR
<b>DISPLAY PANEL</b>				
Panel size	86-inch (2174,2 mm)	75-inch (1893,7 mm)	65-inch (1638,9 mm)	55-inch (1387,8 mm)
Panel type / Backlight	E-LED	D-LED	D-LED	D-LED
Aspect ratio	16:9		16:9	
Effective display area (W x H)	1895 x 1065,9 mm (74.6" x 41.96")	1649,6 x 927,9 mm (64.94" x 36.53")	1428,4 x 803,5 mm (56.23" x 31.63")	1209,6 x 680,4 mm (47.62" x 26.78")
Resolution (H x V)	3840 x 2160		3840 x 2160	
Brightness (Typ)	500 cd/m2		500 cd/m2	
Contrast Ratio	1100:1	1200:1	1200:1	
Response Time	8.0 ms (Typ) (G to G)		8.0 ms (Typ) (G to G)	
Viewing Angle [(T/B)/(L/R)]	178°/178° (CR>10)		178°/178° (CR>10)	
Panel Surface Treatment	Anti-glare acid etched glass with 3.5% haze		Anti-glare acid etched glass with 3.5% haze	
<b>TOUCH</b>				
Detection Method	Infrared Blocking Detection Method		Infrared Blocking Detection Method	
Touch Operation	Up to 20-point multi-touch		Up to 20-point multi-touch	
Power Supply	USB 5V / 300mA		USB 5V / 300mA	
OS	Win 7/8/10, Android, Linux		Win 7/8/10, Android, Linux	
<b>TERMINAL</b>				
HDMI In	HDMI Type A Connector x 4		HDMI Type A Connector x 4	
DisplayPort In	DisplayPort x 1		DisplayPort x 1	
DisplayPort Out	DisplayPort x 1		DisplayPort x 1	
PC In	Mini D-sub 15-pin x 1		Mini D-sub 15-pin x 1	
Serial	D-sub 9pin x 1, RS-232C Compatible		D-sub 9pin x 1, RS-232C Compatible	
IR In	Stereo Mini jack (M3) x 1		Stereo Mini jack (M3) x 1	
Audio In	Pin Jack (L/R) x2		Pin Jack (L/R) x2	
Audio Out	Stereo Mini jack (M3) x 1, SPDIF x 1		Stereo Mini jack (M3) x 1, SPDIF x 1	
USB	USB Connector Type-A x 2, Type-C x 1 (Internal) Type-A x 1		USB Connector Type-A x 2, Type-C x 1 (Internal) Type-A x 1	
Slot	x1 (Intel® SDM specification, Corresponding size SDM-S / SDM-L, 12V x max. 3.5A)		x1 (Intel® SDM specification, Corresponding size SDM-S / SDM-L, 12V x max. 3.5A)	
LAN	RJ45 x 1		RJ45 x 1	
<b>GENERAL</b>				
Power Requirements	110-127 V AC, 50/60 Hz, 220-240 V AC, 50/60 Hz		110-127 V AC, 50/60 Hz, 220-240 V AC, 50/60 Hz	
Power Consumption	max. 366 W (314 W)*1	max. 336 W (282 W)*1	max. 283 W (231 W)*1	max. 199 W (145 W)*1
Power off Condition	0 W		0 W	
Stand-by Condition	Approx. 0.5 W		Approx. 0.5 W	
Wifi	Dongle type	Built-in	Built-in	
Dimensions (W x H x D)	1.962 x 1136 x 64,1 [97,6]*2 mm	1.716 x 1002 x 90,8 [113,7]*2 mm	1.495 x 876,4 x 96,9 [112,6]*2 mm	1.278,3 x 750,4 x 97,5 [119,7]*2 mm
Carton Size	2.163 x 1.405 x 380 mm	1.948 x 1.170 x 210 mm	1.607 x 980 x 177 mm	1.369 x 874 x 165 mm
Weight	97,9 kg	65,4 kg	47,8 kg	30,2 kg
Gross Weight	120 kg	80 kg	58 kg	37 kg
Wall-hanging pitch	VESA Compliant 600 x 400 mm (23.6" x 15.8"), M8		VESA Compliant 400 x 400 mm (15.8" x 15.8"), M6	
Protective Glass Thickness	3 mm		3 mm	
Bezel Width	40 mm	40 mm	40 mm	34 mm
Built-in Speaker	24 W [12 W + 12 W]		16 W [8 W + 8 W]	
Orientation	Landscape / Portrait		Landscape / Portrait	
Tilting Angle*4	Landscape setting: 0 - 20 degrees forward, Portrait setting: 0 - 20 degrees forward		Landscape setting: 0 - 20 degrees forward, Portrait setting: 0 - 20 degrees forward	
Operating Environment	Temperature: 0° to 40°C (32 °F to 104 °F) / Humidity: 20-80% (Non condensation) / for up to 0-1400 m (4593 ft) altitude. Temperature 0 °C to 35 °C (32 °F to 95 °F)		Temperature: 0° to 40°C (32 °F to 104 °F) / Humidity: 20-80% (Non condensation) / for up to 0-1400 m (4593 ft) altitude. Temperature 0 °C to 35 °C (32 °F to 95 °F)	
Operating Time*5	24 h/day		24 h/day	
<b>OPTIONS</b>				
Multi Monitoring & Control Software	YES		YES	
Early Warning Software	ET-SWA100 Series		ET-SWA100 Series	
Whiteboard Software*3	Downloadable for free – for Windows		Downloadable for free – for Windows	

\*1: When the slot is not in use.

\*2: Dimensions including SDM-Slot.

\*3: When installing the display vertically, be sure that the power indicator comes to the right side.

Please contact your sales representative with regard to the tilt angle before installation.

\*4: In case running for a long time, the moving image is recommended to be displayed.

If you display a still picture for an extended period, the image retention might remain on the screen.



However, image retention can gradually disappear by displaying a moving images.

\*5: Downloadable for free. For more information, please visit Global website. <https://panasonic.net/cns/prodisplays/download/software/whiteboard/>

For the latest information about Panasonic Professional Displays, please visit: [business.panasonic.co.uk/visual-system](https://business.panasonic.co.uk/visual-system)

# CQE1-IR Series

Interactive multi-touch displays with Infrared technology



Multi-Touch Screen

Model no.	TH-86CQE1-IR	TH-75CQE1-IR	TH-65CQE1-IR	TH-55CQE1-IR
<b>DISPLAY PANEL</b>				
Panel size	86-inch (2174,2 mm)	75-inch (1893,7 mm)	65-inch (1638,9 mm)	55-inch (1387,8 mm)
Panel type	E-LED	D-LED	D-LED	D-LED
Aspect ratio	16:9		16:9	
Effective display area (W x H)	1895 x 1065,9 mm (74.6" x 41.96")	1649,6 x 927,9 mm (64.94" x 36.53")	1428,4 x 803,5 mm (56.23" x 31.63")	1209,6 x 680,4 mm (47.62" x 26.78")
Resolution (H x V)	3840 x 2160		3840 x 2160	
Brightness (Typ)	400 cd/m <sup>2</sup>		400 cd/m <sup>2</sup>	
Contrast Ratio	1200:1		1200:1	1300:1
Response Time	8.0 ms (Typ) (G to G)		8.0 ms (Typ) (G to G)	
Viewing Angle (Horizontal/Vertical)	178°/178° (CR>10)		178°/178° (CR>10)	
Panel Surface Treatment	Anti-glare acid etched glass with 3.5% haze			
<b>TOUCH</b>				
Detection Method	Infrared Blocking Detection Method			
Touch Operation	Up to 20-point multi-touch			
Power Supply	USB 5V / 300mA			
OS	Win 7/8/10, Android, Linux			
<b>TERMINAL</b>				
HDMI In	HDMI Type A Connector x 4			
PC In	Mini D-sub 15-pin x 1 (Female)			
Serial	D-sub 9pin x 1 (Female) , RS-232C Compatible			
IR In	Stereo Mini jack (M3) x 1			
Audio In	Pin Jack (L/R) x 2			
Audio out	Stereo Mini jack (M3) x 1, SPDIF x 1			
USB	USB Connector Type-A x 2, Type-C x 1, (Internal) Type-A x 1			
LAN	RJ45 x 1			
<b>GENERAL</b>				
Power Requirements	110-127 V AC, 50/60 Hz, 220-240 V AC, 50/60 Hz		110-127 V AC, 50/60 Hz, 220-240 V AC, 50/60 Hz	
Power Consumption	max. 366 W	max. 309 W	max. 226 W	max. 137 W
Power off Condition	0 W			
Stand-by Condition	Approx. 0.5 W			
Wifi	Dongle	Built-in	Built-in	
Dimensions (W x H x D)	1.962 x 1.136 x 64,1 mm	1.716 x 1.002 x 90,8 mm	1.495 x 876,4 x 96,9 mm	1.278,3 x 750,4 x 97,5 mm
Carton Size	2.163 x 1.405 x 380 mm	1.948 x 1.170 x 210 mm	1.607 x 980 x 177 mm	1.369 x 874 x 165 mm
Weight	96,7 kg	64,8 kg	47,2 kg	29,2 kg
Gross Weight	119 kg	79 kg	58 kg	35 kg
Wall-hanging pitch	VESA Compliant 600 x 400 mm (23.6" x 15.8"), M8			
Protective Glass Thickness	3 mm			
Bezel Width	40 mm	40 mm	40 mm	34 mm
Built-in Speaker	24 W [12 W + 12 W]		16 W [8 W + 8 W]	
Orientation	Landscape			
Tilting Angle*1	Landscape setting: 0-20 degrees forward			
Operating Environment	Temperature: 0° to 40°C (32 °F to 104 °F) / Humidity: 20-80% (Non condensation) / for up to 0-1400 m (4593 ft) altitude. Temperature 0 °C to 35 °C (32 °F to 95 °F) Altitude 1400-2800 m (4593 ft to 7874 ft)		Temperature: 0° to 40°C (32 °F to 104 °F) / Humidity: 20-80% (Non condensation) / for up to 0-1400 m (4593 ft) altitude. Temperature 0 °C to 35 °C (32 °F to 95 °F) Altitude 1400-2800 m (4593 ft to 7874 ft)	
Operating Time*2	16 h/day			
<b>OPTIONS</b>				
Multi Monitoring & Control Software	YES			
Early Warning Software	ET-SWA100 Series			
Whiteboard Software*3	Downloadable for free – for Windows			

\*1: Please contact your sales representative with regard to the tilt angle before installation.

\*2: In case running for a long time, the moving image is recommended to be displayed.

If you display a still picture for an extended period, the image retention might remain on the screen. However, image retention can gradually disappear by displaying a moving images.

\*3: Downloadable for free. For more information, please visit Global website. <https://panasonic.net/cns/prodisplays/download/software/whiteboard/>

For the latest information about Panasonic Professional Displays, please visit: [business.panasonic.co.uk/visual-system](https://business.panasonic.co.uk/visual-system)

# EQ2-PCAP Series

Interactive Multi-Touch displays with Capacitive Touch technology

Available from February



	TH-86EQ2-PCAP	TH-75EQ2-PCAP	TH-65EQ2-PCAP
<b>Model no.</b>	TH-86EQ2-PCAP	TH-75EQ2-PCAP	TH-65EQ2-PCAP
<b>Panel Size</b>	86-inch (2174,2 mm)	75-inch (1892,7 mm)	64.5-inch (1638.9 mm)
<b>Panel type / Backlight</b>	D-LED		
<b>Aspect ratio</b>	16:09		
<b>Effective display area (W x H)</b>	1895.0 x 1065.9 mm (74.60° x 41.96°)	1649.6 x 927.9 mm (64.94° x 36.53°)	1428.4 x 803.5 mm (56.23° x 31.63°)
<b>Resolution (H x V)</b>	3840 x 2160		
<b>Brightness (Typ)</b>	500 cd/m2		
<b>Contrast Ratio</b>	1200:1		
<b>Response Time</b>	8.0 ms (G to G)		
<b>Viewing Angle [(T/B)/(L/R)]</b>	178°/178° (CR≥10)		
<b>Panel Surface Treatment</b>	Anti-glare		
<b>Detection Method</b>	Projected Capacitive Technology Multitouch		
<b>Input Method</b>	Finger and Gloved Finger		
<b>Glass Standard</b>	Anti-Glare		
<b>Number of Simultaneous Touches</b>	Up to 10-point multi-touch		
<b>Controller</b>	Printed circuit board with mini USB connector		
<b>OS with Single Touch</b>	Mac OS X Yosemite (multitouch support through TUIO bridge)		
<b>OS with Multitouch</b>	Win 7/8/10, Android, Windows 10, 8, 7, Ubuntu 12.04, Linux, Android, Chrome OS		Win 7/8/10, Android, Windows 10, 8, 7, Ubuntu 12.04, Linux, Android, Chrome OS
<b>HDMI IN</b>	HDMI Type A Connector x 3		
<b>PC IN</b>	Mini D-Sub 15-pin (DDC2B) x 1		
<b>SERIAL IN</b>	D-sub 9pin x 1, RS-232C Compatible		
<b>IR IN / OUT</b>	Stereo Mini Jack (Ø3.5 mm) x 1 / x 1		
<b>AUDIO IN</b>	Stereo Mini Jack (Ø3.5 mm) x 1 (Shared video input except USB and MEMORY VIEWER) 0.5 V [rms]		
<b>AUDIO OUT</b>	Stereo Mini Jack (Ø3.5 mm) x 1 Variable (-∞ - 0 dB) (1 kHz 0 dB Input, 10 kΩ Load) 0.5 V [rms]		
<b>LAN</b>	RJ45 x 1 compatible with PLinkTM, RJ45 10BASE-T/100BASE-TX		
<b>USB</b>	USB Type A Connector x 1 (DC 5 V / 1 A, USB 3.0 is supported), USB Type A Connector x 1 (DC 5 V / 2 A, USB 2.0 is supported) USB Type C Connector x 1 (Max 60 W Power Delivery compatible, USB2.0 is supported, DP Alt Mode compatible)		
<b>Function slot</b>	Intel® SDM specification, Corresponding size SDM-S / SDM-L, Supply power 3.3 V / 1.1 A, 12 V / 5.5 A		
<b>Built-in Speaker</b>	20 W [10 W+10 W]		
<b>Power Requirements</b>	AC 110 - 240 V 50 Hz / 60 Hz		
<b>Power consumption</b>	580 W	385 W	340 W
<b>On Mode Average Power Consumption</b>	480 W	270 W	226 W
<b>Power off Condition</b>	Approx. 0.3 W		
<b>Stand-by Condition</b>	Approx. 0.5 W		
<b>Apparent Power</b>	591 VA	394 VA	357 VA
<b>Dimensions (W x H x D)</b>	TBD	TBD	1521,5 x 896,4 x 63*2 mm
<b>Weight</b>	91,2	60,3	44,7
<b>Bezel Color</b>	Black		
<b>Carton Dimensions (W x H x D)</b>	2130 x 1321 x 248 mm (83.86° x 52.01° x 9.77°)	1870 x 1143 x 280 mm (73.63° x 45.00° x 11.03°)	1616 x 998 x 187 mm (63.63° x 39.30° x 7.37°)
<b>Gross Weight</b>	111,5	74	55
<b>Cabinet Material</b>	Bezel: Aluminum Metal Ring / Back: Metal		
<b>Pitch for Wall-Hanging</b>	VESA Compliant 600 x 400 mm (Installed by: M8 screws / Screw hole depth 20 mm)	VESA Compliant 600 x 400 mm (Installed by: M8 screws / Screw hole depth 20 mm)	Bezel: Aluminum Metal Ring / Back: Metal VESA Compliant 400 x 400 mm (Installed by: M8 screws / Screw hole depth 20 mm)
<b>Orientation</b>	Landscape / Portrait		
<b>Tilting Angle*1</b>	Landscape : 0 - 20 degrees forward / backward Portrait : 0 - 20 degrees forward / backward		
<b>Operating Environment</b>	Temperature : 0°C to 40°C*1 : 0°C to 35°C*2 Humidity : 20% to 80% (No condensation)		

\*1: When installing the display vertically, be sure that the power indicator comes to the right side. Please contact your sales representative with regard to the tilt angle before installation.

\*2 Including depth of touch controller box

For the latest information about Panasonic Professional Displays, please visit: [business.panasonic.co.uk/visual-system](http://business.panasonic.co.uk/visual-system)



# EQ2-PCAP Series

Interactive Multi-Touch displays with Capacitive Touch technology

Available from February



Model no.	TH-55EQ2-PCAP	TH-50EQ2-PCAP	TH-43EQ2-PCAP
<b>DISPLAY PANEL</b>			
Panel Size	54.6-inch (1387.8 mm)	49.5-inch (1257.3 mm)	42.5-inch (1079.8 mm)
Panel type / Backlight	D-LED		
Aspect ratio	16:09		
Effective display area (W x H)	1209.6 x 680.4 mm (47.62" x 26.78")	1095.8 x 616.4 mm (43.14" x 24.26")	941.1 x 529.4 mm (37.05" x 20.84")
Resolution (H x V)	3840 x 2160		
Brightness (Typ)	500 cd/m2		
Contrast Ratio	1200:1	5000:1	1200:1
Response Time	8.0 ms (G to G)		
Viewing Angle [(T/B)/(L/R)]	178°/178° (CR≥10)		
Panel Surface Treatment	Anti-glare		
<b>TOUCH</b>			
Detection Method	Projected Capacitive Technology Multitouch		
Input Method	Finger and Gloved Finger		
Glass Standard	Anti-Glare		
Number of Simultaneous Touches	Up to 10-point multi-touch		
Controller	Printed circuit board with mini USB connector		
OS with Single Touch	Mac OS X Yosemite (multitouch support through TUIO bridge)		
OS with Multitouch	Win 7/8/10, Android, Windows 10, 8, 7, Ubuntu 12.04, Linux, Android, Chrome OS		
<b>TERMINAL</b>			
HDMI IN	HDMI Type A Connector x 3		
PC IN	Mini D-Sub 15-pin (DDC2B) x 1		
SERIAL IN	D-sub 9pin x 1, RS-232C Compatible		
IR IN / OUT	Stereo Mini Jack (Ø3.5 mm) x 1 / x 1		
AUDIO IN	Stereo Mini Jack (Ø3.5 mm) x 1 (Shared video input except USB and MEMORY VIEWER) 0.5 V [rms]		
AUDIO OUT	Stereo Mini Jack (Ø3.5 mm) x 1 Variable (-∞ - 0 dB) (1 kHz 0 dB Input, 10 kΩ Load) 0.5 V [rms]		
LAN	RJ45 x 1 compatible with PLinkTM, RJ45 10BASE-T/100BASE-TX		
USB	USB Type A Connector x 1 (DC 5 V / 1 A, USB 3.0 is supported), USB Type A Connector x 1 (DC 5 V / 2 A, USB 2.0 is supported) USB Type C Connector x 1 (Max 60 W Power Delivery compatible, USB2.0 is supported, DP Alt Mode compatible)		
Function slot	Intel® SDM specification, Corresponding size SDM-S / SDM-L, Supply power 3.3 V / 1.1 A, 12 V / 5.5 A		
<b>GENERAL</b>			
Built-in Speaker	20 W [10 W+10 W]		
Power Requirements	AC 110 - 240 V 50 Hz / 60 Hz		
Power consumption	280 W	255 W	225 W
On Mode Average Power Consumption	173 W	146 W	116 W
Power off Condition	Approx. 0.3 W		
Stand-by Condition	Approx. 0.5 W		
Apparent Power	292 VA	268 VA	236 VA
Dimensions (W x H x D)	1273 x 743 x 62*2 mm	TBD	989,4 x 586,5 x 62*2 mm
Weight	28,5	24,5	18,3
Bezel Color	Black		
Carton Dimensions (W x H x D)	1350 x 860 x 160 mm (53.15" x 33.86" x 6.30")	1230 x 800 x 142 mm (48.43" x 31.50" x 5.60")	1070 x 673 x 141 mm (42.13" x 26.50" x 5.56")
Gross Weight	35,5	30	22,6
Cabinet Material	Bezel: Aluminum Metal Ring / Back: Plastic		
Pitch for Wall-Hanging	VESA Compliant 400 x 400 mm (Installed by: M6 screws / Screw hole depth 18 mm)	VESA Compliant 400 x 400 mm (Installed by: M6 screws / Screw hole depth 20 mm)	VESA Compliant 200 x 200 mm (Installed by: M6 screws / Screw hole depth 16 mm)
Orientation	Landscape / Portrait		
Tilting Angle*1	Landscape : 0 - 20 degrees forward / backward Portrait : 0 - 20 degrees forward / backward		
Operating Environment	Temperature : 0°C to 40°C*1 : 0°C to 35°C*2 Humidity : 20% to 80% (No condensation)		

\*1: When installing the display vertically, be sure that the power indicator comes to the right side. Please contact your sales representative with regard to the tilt angle before installation.

\*2 Including depth of touch controller box

For the latest information about Panasonic Professional Displays, please visit: [business.panasonic.co.uk/visual-system](http://business.panasonic.co.uk/visual-system)

# Engaging Interactive Multi-Touch Displays for high efficient Team work and Digital signage

## Slim and stylish design with high precision intuitive touch for collaboration & teamworks

- Wide range of sizes, from 55" to 86", to meet any space requirements.
- Multi-touch screen integrated infrared touch frame with 20 simultaneous touchpoints increases usability and participant involvement.
- Flexible installation (landscape, portrait or back-tilt 20°)
- 4k ultra HD resolution delivering the highest detail and image quality.



## Cost-effective collaboration

- As with all the Panasonic interactive range, the SQE1/CQE1-IR and SQ1/SQE1-IG displays can be used with the Panasonic Whiteboard Software for Windows or Mac, including a whiteboard mode, PowerPointR presentation mode – as well as Video and Screen Capture functions.
- These multi-touch displays includes a wide range of flexible functions and extended connectivity from the main SQ1/SQE2/CQE2 series.

## Built for practicality

- Created with safety and ease of use in mind, the touch screens are perfect for use in schools and other education spaces.
- The screens with IG technology are built with protection tempered anti-glare glass with only 3mm thickness.
- The larger size (75", 86") come with a handy carrying handle to ensure efficient and safe mobility.



## SQ1-IG Series

Premium interactive multi-touch display – ideal for executive-level meeting rooms, collaborative spaces or interactive applications.

### Ideal for:

- Meeting Rooms
- Huddle Rooms
- Showrooms
- Museums
- Exhibitions
- Higher Education
- Control rooms
- Broadcast studios
- Retail
- Signage

### Key Features:

- Featuring InGlass™ reliable and stable touch technology. Gives best touch accuracy with 4K resolution.
- Up to 20/40 simultaneous touches and drags for superior touch performance and highest efficient collaboration among multi users
- Best writing experience : anti-glare surface and paper-like drawing feeling
- Differentiates pen, finger and fist. Palm rejection feature
- Sleek design with flat glass surface and narrow bezel
- Benefits from all the premium features of the SQ1 display range, 4K resolution, 500 cd/m<sup>2</sup>, 24/7 operation, in large formats 86", 75", 65", 55"
- High expandability with ultra-slim Intel® SDM (Intel® Smart Display Module) slot, DisplayPort connection for daisy-chain signage, multiple screen function (quad, PinP, PbyP) and 4K DIGITAL LINK to create integrated smart collaboration and signage solutions

### Basic Specifications



## SQE1-IG Series

Premium interactive multi-touch display – ideal for executive-level meeting rooms, collaborative spaces or interactive applications.

### Ideal for:

- Meeting Rooms
- Huddle Rooms
- Showrooms
- Museums
- Exhibitions
- Higher Education
- Control rooms
- Broadcast studios
- Retail
- Signage

### Key Features:

- Featuring InGlass™ reliable and stable touch technology. Gives best touch accuracy with 4K resolution.
- Up to 20/40 simultaneous touches and drags for superior touch performance and highest efficient collaboration among multi users
- Best writing experience : anti-glare surface and paper-like drawing feeling
- Differentiates pen, finger and fist. Palm rejection feature
- Sleek design with flat glass surface and narrow border
- Benefits from all the premium features of the SQE1 display range, 4K resolution, 500 cd/m<sup>2</sup>, 24/7 operation, in large formats 86", 75", 65", 55"
- Slot with Intel® SDM (Smart Display Module) specifications. Equipped with 4 HDMI, USB Type-A and C, DP(In/Out) input terminals, supports HDMI CEC

### Basic Specifications



## SQE1-IR Series

4K multi-touch display with infrared technology and high flexibility to enhance collaboration

### Ideal for:

- Classrooms and seminar rooms
- Huddle rooms
- Offices
- Lecture theatres
- Presentation rooms
- Control rooms.

### Key Features:

- Slim and stylish design multi-touch screens 55" to 86", 500 cd/m<sup>2</sup>, 24/7 operation
- Precise writing experience and up to 20 simultaneous touch points to enhance collaboration
- 4K resolution, fast response and precise touch for the highest detail and quality of images, drawings or data. Non-4K sources are also beautifully compensated
- Bright and efficient high-visibility 4K panel
- Built-in USB Media Player playing 4K content eliminates the need for external devices and allows updates to USB memory devices via LAN
- Slot with Intel® SDM (Smart Display Module) specifications. Equipped with 4 HDMI, USB Type-A and C, DP(In/Out) input terminals, supports HDMI CEC
- Flexible and light installation either in Portrait, landscape and tilt (landscape forward 20 degree) orientation

### Basic Specifications



## CQE1-IR Series

4K entry professional multi-touch display with infrared touch technology for high user engagement

### Ideal for:

- Classrooms and seminar rooms
- Huddle rooms
- Offices
- Lecture theatres
- Presentation rooms
- Control rooms.

### Key Features:

- Slim and stylish design with wide range of sizes, from 55" to 86", to meet any space
- Infrared technology up to 20 simultaneous touch points to ensure an ease of use and to enhance interaction and collaboration
- 4K resolution for the highest detail and quality of images, drawings and data. Non-4K sources are also beautifully compensated
- Built-in USB Media Player playing 4K content eliminates the need for external devices and allows updates to USB memory devices via LAN
- Extensive connectivity

### Basic Specifications



# VF/LFV Series



Model no.	TH-55VF2H	TH-55VF2	TH-55LFV9
<b>DISPLAY PANEL</b>			
Screen size (Diagonal)/Aspect Ratio	55-inch (1387 mm)/16:9	55-inch (1387 mm)/16:9	55-inch (1387.8 mm)
Panel Type	IPS/Direct LED	IPS/Direct LED	IPS/Direct LED
Effective Display Area (W x H)	1209.6 x 680.3 mm (47.6" x 26.7")	1209.6 x 680.3 mm (47.6" x 26.7")	1209.6 x 680.4 mm (47.62" x 26.78")
Resolution (H x V)	1920 x 1080	1920 x 1080	1920 x 1080
Brightness (Typ.)	700 cd/m <sup>2</sup>	500 cd/m <sup>2</sup>	500 cd/m <sup>2</sup>
Contrast Ratio	1100:1	1100:1	1200:1
Dynamic Contrast Ratio	500000:1	500000:1	500000:1
Response Time	9.0 ms (G to G)	9.0 ms (G to G)	9.0 ms (G to G)
Viewing Angle (Horizontal/Vertical)	178° / 178° (CR≥10)	178° / 178° (CR≥10)	178° / 178° (CR≥10)
Panel Surface Treatment	Advanced Anti-Glare (Haze 28 %)	Advanced Anti-Glare (Haze 28 %)	Anti-Glare (Haze 28 %)
<b>TERMINAL</b>			
HDMI In	HDMI Type A Connector x 1		HDMI Type A Connector x 2
VIDEO In	-		BNC x 1 (Shared with Component In)
Audio In (L/R)	-		Stereo Mini Jack x 1 (Shared with Component In)
Component/RGB In	-		BNC x 1 set (Shared with VIDEO In)
Audio In (L/R)	-		Stereo Mini Jack x 1 (Shared with Video In)
DisplayPort In	DisplayPort x 1 (DP1.1a Dual Mode Only)		DisplayPort x 1 (DP1.1a / DP1.2)
DisplayPort Out	-		DisplayPort x 1
DVI-D In	DVI-D 24-pin x 2 (Female)		DVI-D 24-pin x 1 (Female)
Audio In (L/R)	Stereo Mini Jack (M3) x 1 (Shared with PC In)		Pin Jack (L+R) x 1 set (Shared with PC In)
DVI-D Out	-		-
PC In	Mini D-Sub 15-pin x 1 (Female)		Mini D-Sub 15-pin x 1 (Female)
Audio In (L/R)	Stereo Mini Jack (M3) x 1 (Shared with DVI-D In)		Pin Jack (L+R) x 1 set (Shared with DVI-D In)
DVI-I Out	-		DVI-I 29-pin x 1
USB	USB Connector (TYPE-A) x 1, DC 5 V/500 mA (USB3.0 is not supported.)		USB Connector (TYPE-A) x 1, DC 5 V/500 mA (USB3.0 is not supported.)
Serial In/Out	D-Sub 9-pin x 1 (Male) / x 1 (Female), RS-232C Compatible D-Sub 9-pin x 1 (Male) / x 1, RS-232C Compatible		2.5 mm Phone Jack x 1 / x 1
DIGITAL LINK In/DIGITAL LINK Out LAN	RJ45 x 1 / x 1, 100 BASE-TX, Compatible with long reach mode and PLink™ (Shared with LAN)		-
IR In/Out	Stereo Mini Jack (M3) x 1 / x 1		Stereo Mini Jack (M3) x 1 / x 1
Audio 1 In	Stereo Mini Jack (M3) x 1		-
Audio 2 In	L/R Pin Jack x 1		-
Audio Out	Stereo Mini Jack (M3) x 1, 0.5 V [rms] Variable (-∞ ~ 0 dB) (1 kHz 0 dB Input, 10 kΩ Load)		Stereo Mini Jack (M3) x 1 0.5 V [rms] Variable (-∞ ~ 0 dB) (1 kHz 0 dB Input, 10 kΩ Load)
<b>GENERAL</b>			
Power Requirements	220-240 V AC, 50 Hz/60 Hz	220-240 V AC, 50 Hz/60 Hz	220-240 V AC, 50 Hz/60 Hz
Power Consumption	300 W	300 W	185 W
Stand-by Condition	Approx. 0.5 W	Approx. 0.5 W	Approx. 0.5 W
Dimensions (W x H x D)	1210.6 x 681.3 x 97.3 mm (47.66" x 26.82" x 3.83")	1210.6 x 681.3 x 97.3 mm (47.66" x 26.82" x 3.83")	1213.4 x 684.2 x 98.0 mm (47.78" x 26.94" x 3.86")
Carton Size (W x H x D)	1395 x 848 x 280 mm (55.0" x 33.4" x 11.1")	1395 x 848 x 280 mm (55.0" x 33.4" x 11.1")	1395 x 848 x 280 mm (55.0" x 33.4" x 11.1")
Bezel Width	T/B/L/R: 0.44 mm (0.018")	T/B/L/R: 0.44 mm (0.018")	L/T: 2.25mm (0.089"), R/B: 1.25mm (0.049")
Bezel to Bezel *1	0.88 mm (0.034") (Multi Screen)	0.88 mm (0.034") (Multi Screen)	3.5 mm (0.14") (Multi Screen)
Weight	Approx. 23.0 kg (50.7 lbs.)	Approx. 23.0 kg (50.7 lbs.)	27.0 kg (59.5 lbs.)
Gross Weight	Approx. 34.0 kg (75.0 lbs.)	Approx. 34.0 kg (75.0 lbs.)	37.0 kg (81.6 lbs.)
Pitch for Wall-Hanging	VESA compliant 400 x 400 mm (15.8" x 15.8")		VESA compliant 400 x 400 mm (15.8" x 15.8")
External Speaker	-		8 Ω, 20 W [10W + 10 W] (10% THD)
Orientation*2	Landscape/Portrait		Landscape/Portrait
Tilting Angle*2	Vertical Only		Vertical Only
Operating Environment	Temperature: 0 °C to 40 °C (32 °F to 104 °F)*3 / 0 °C to 35 °C (32 °F to 95 °F)*4 / Humidity: 20 % to 80 % (No Condensation)		Temperature: 0 °C to 40 °C (32 °F to 104 °F)*3 / 0 °C to 35 °C (32 °F to 95 °F)*4 / Humidity: 20% to 80% (No Condensation)
Storage Environment	Temperature:-20 °C to 60 °C (-4 °F to 140 °F) / Humidity: 10% to 90 % (Non condensation)		Temperature:-20 °C to 60 °C (-4 °F to 140 °F) / Humidity: 10 % to 90 % (Non condensation)
Operating Time*6	24 h/day		24 h/day
<b>OPTIONS</b>			
Cover Frame Kit	-		-
Installation Mount	TY-VK55LV2		TY-VK55LV2
Early Warning Software*7	ET-SWA100/105 Series		ET-SWA100/105 Series
Auto Display Adjustment Upgrade Kit*8	TY-VUK10		TU-VUK10
Multi Window Processor	-		-


\*1: Bezel-to-Bezel distance means the combined top and bottom (or left and right) bezel width of adjacent displays in multi-screen. The gap between displays is not included. Note a gap of 0.5 mm (0.02") or more is required when installing multiple displays.  
 \*2: Please contact your sales representative with regard to the tilt angle before installation.  
 \*3: For up to 1400 m (4593 ft) altitude. \*4: For between 1400m (4593 ft) to 2800 m (9186 ft) altitude. \*5: For up to 2000 m (6562 ft) altitude.

\*6: In case of long time, the moving image is recommended to be displayed. If you display a still picture for an extended period, the image retention might remain on the screen. However, image retention can gradually disappear by displaying a moving images.  
 \*7: Multi Monitoring & Control Software Ver. 2.1 or later is required. Suffix of the part number may differ depending on the license type.  
 \*8: Download the latest Video Wall Manager from Global Website in advance. (<https://panasonic.net/cns/prodisplays/download/software/vwm/>)

### Narrow Bezel for Seamless Video Walls

VF2H/VF2 Lfv9

Narrow frames on Panasonic's LCD Video Wall Series reduce bezel-to-bezel distance to a near-invisible 0.88 mm\*. Even when viewed close-up, screen borders are almost indiscernible, resulting in truly spectacular large-format images.



\* TH-55VF2H/55VF2 features 0.88 mm (0.03"), and TH-55Lfv9 3.5 mm (0.14"), bezel-to-bezel distance. Bezel-to-bezel distance refers to the combined top and bottom (or left and right) bezel-width of adjacent displays in video-wall configuration. The gap between displays is not included. Note that a gap of 0.5 mm or more is required when installing multiple displays.


### Improved Multi-Screen Video Visibility

VF2H/VF2

When high-speed video is played on multiple screens in a video wall, some image misalignment can occur between vertically adjacent panels. VF2H, and VF2 Series feature a Reverse Scan Function that alternates the scanning direction of vertically adjacent displays to improve image alignment. Frame Control Function, meanwhile, adjusts the number of video frames displayed to reproduce images with natural fluidity.

#### Reverse Scan Function

Reverses direction of image scanning to smoothly play enlarged video on multiple screens



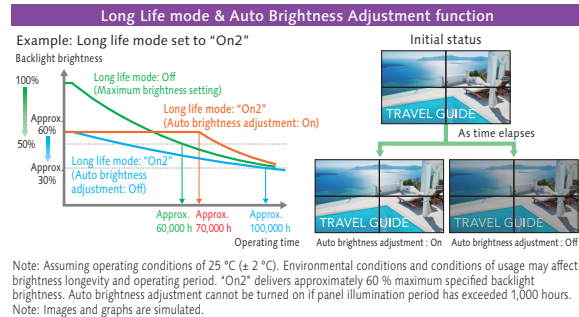
Note: Images are simulated.

### Delivers Stable Brightness for Up to 8 Years\*

VF2H/VF2

The VF2H, VF2 Series incorporates Long Life mode and a new Auto Brightness Adjustment function. In Long Life mode, backlight brightness is optimized to extend product life. Auto Brightness Adjustment function corrects light output automatically according to the rate of backlight deterioration to maintain constant brightness for longer.

\* Figure is approximate when operating continuously for 24 hours x 365 days.

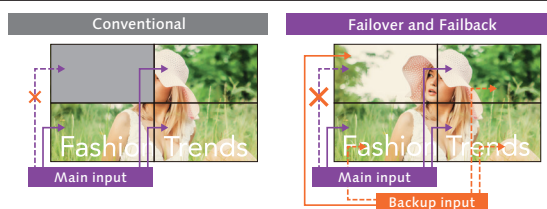


### Failover and Failback Safeguards Maintain Image Display

VF2H/VF2 Lfv9

Digital signal inputs comprise one or two DVI-D terminals together with HDMI, DisplayPort, DIGITAL LINK\*, and USB terminals. If primary audio-video signals are interrupted, the display immediately switches to an alternative input. This makes the Panasonic LCD Video Wall Series well suited for use in control rooms and in other applications where uninterrupted playback is essential.

\* DIGITAL LINK available on VF2H, VF2 only. Display Port available on VF2H, VF2 only.



If AV signals via the primary input is interrupted, images are no longer displayed.

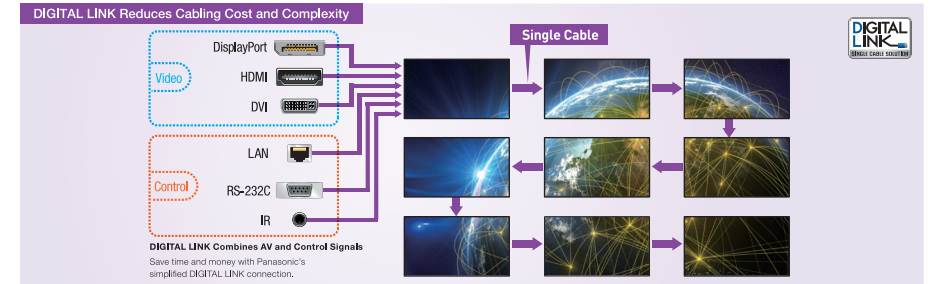
If the primary AV signal is interrupted, the system automatically switches to a backup input so video display is maintained.

Note: Possible combinations of main/backup input signals are limited. For details, please visit the Panasonic website.

### DIGITAL LINK Simplifies Installation at Lower Cost

VF2H/VF2

Based on HDBase™ technology, the DIGITAL LINK connection on VF2H, and VF2 Series displays supports audio, video, and control signal transmission over long distances, and can also be used to daisy-chain multiple displays via a single cable. This eliminates the need for video splitters and other routing devices. The Lfv9 Series, meanwhile, supports daisy chain via DVI with separate video and control (serial or IR) connections. Note: CAT5e or higher STP cable required.



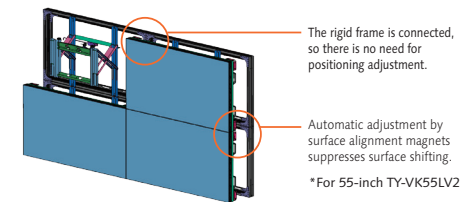
### Installation Frame Simplifies Set-up

VF2H/VF2 Lfv9

The optional Installation Mount makes it much easier to configure a video wall. There's no need for complicated display positioning, and fluctuations between installers are covered. It also saves time and cuts labor costs.

Video wall fluctuations occur when the bezels are not correctly aligned vertically and horizontally and the surfaces are not properly adjusted. Installation is quick and easy using the rigid frame, with easy adjustment using surface alignment magnets. This structure also makes the displays easier to remove when performing maintenance.

\*Landscape setting only.



### Video Wall Manager Software and Auto Display Adjustment Upgrade Kit

VF2H/VF2 Lfv9

Panasonic's free Video Wall Manager software can be used with LCD Video Wall Series displays. With this software, you can calibrate display color using a color sensor<sup>1</sup> (optional), adjust display settings, and control and manage data via PC. If you upgrade this software with an optional TY-VUK10 Auto Camera Adjustment Kit, you can adjust brightness and color among multiple displays automatically using a compatible camera (Nikon D5200/D5300/D5500/D5600/D7500)<sup>2</sup>.

- 1: Applicable sensors: KONICA MINOLTA (CA-210, CA-310, CA-410 [Probe CA-VP427, CA-P410, CA-P427, CA-MP410 verified as of June 30, 2020]), Datacolor (Spyder4, Spyder5, SpyderX) X-Rite (i1Pro2)
- 2: Available only with normal zoom lens: AF-S DX NIKKOR 18-55 mm f/3.5-5.6G VR, AF-S DX NIKKOR 18-140 mm f/3.5-5.6G ED VR, AF-S DX NIKKOR 18-55 mm f/3.5-5.6G VR II, AF-P DX NIKKOR 18-55 mm f/3.5-5.6G VR

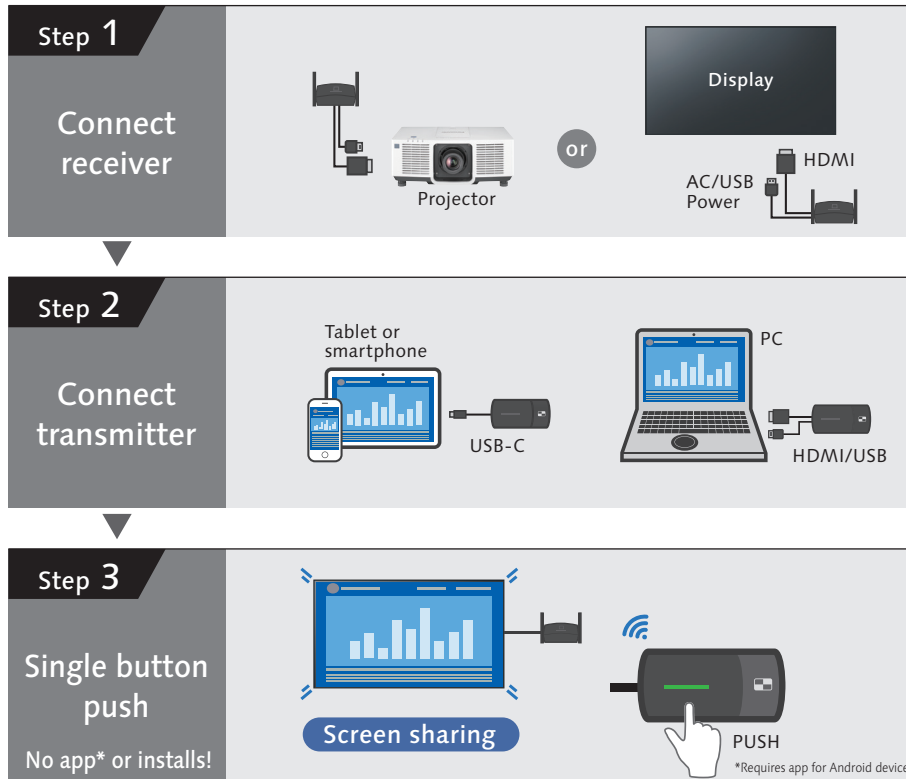
#### With VF2 and TY-VUK10 connected



Auto Display Adjustment Upgrade Kit: <https://panasonic.net/cns/prodisplays/products/ty-vuk10/>



- 1 Easy connections with no app
- 2 Single button push a screen sharing
- 3 Multi-screen sharing up to 4



**Connects to mobile devices**

Genuine Digital AV adaptor by Apple is required.

**Presents 4 screens in Full HD**

[supports 4K]

**High-definition video**

max. resolution: 1920 x 1080 pixels, 60p

**Low latency image**

**Connects up to 32 transmitters at once**

**Lock mode prevents interrupts**

**HDMI-CEC command compatible**

**Supports audio transmission**

**Share screen without transmitter<sup>1</sup>**

**Shared from one transmitter to multiple receivers<sup>1</sup>**

<sup>1</sup> Firmware update is required. For details, please contact your dealer

## Lineup



	Basic Set		Receiver (Box)	Receiver (Board)	Transmitter (HDMI)		Transmitter (USB Type-C)	
Model	TY-WPS1	TY-WPSC1	TY-WPR1	TY-SB01WP	TY-WP2B1	TY-WPB1	TY-WP2BC1	TY-WPBC1
Applicable product	Flat Panel Display / Projector (Panasonic and others)		PC/Tablet/ Smartphones	SQ1/SQE2/ EQ2 Series	PC/Tablet/Smartphone			
What's included?	1 Receiver (Box) x1 3 Transmitter (HDMI) x2 5 Transmitter case x1	1 Receiver (Box) x1 4 Transmitter (USB Type-C) x2 5 Transmitter case x1	1 Receiver (Box) x1	2 Receiver x1	3 Transmitter (HDMI) x2 5 Case x1	3 Transmitter (HDMI) x1	4 Transmitter (USB Type-C) x2 5 Case x1	4 Transmitter (USB Type-C) x1

## Specifications

Product	Receiver (Box)	Receiver (Board)	Transmitter (HDMI)	Transmitter (USB Type-C)
Max resolution/ Framerate	1920 x 1080/60p (max), 3840 x 2160/30p (max)		1920 x 1080/60p (max)	
Number of simultaneous connections	32		-	
Number of sources simultaneous on screen	4		-	
Data Rate	Wired: 10/100/1000 (Mbps) Wireless: Max. 867 Mbps		Max. 433 Mbps	
Frequency band	5 GHz band 5,150 MHz - 5,250 MHz 36 40 44 48 Channel			
Wireless transmission protocol	IEEE802.11a/n/ac		IEEE802.11ac	
Security	WPA/WPA2/WPA3 (WPA3-Enterprise is not supported)			
Reach (Max distance between transmitter and receiver)	Max. 30 m (When the line of sight/wave conditions are good)			
Terminals	HDMI/USB-A (female) /RJ45(LAN)		HDMI/USB-A (male)/ USB-A (female)	USB-C (male)/ USB-A (female)
Power	DC 5 V/2 A	12 V/0.9 A (Display Power supply)	DC 5 V/0.9 A	
Power consumption	10 W	10 W	4.5 W	
Operating Environment	Temperature: 0 °C to 35 °C (32 °F to 95 °F) Humidity: 20 % to 80 % (No condensation)	0 °C to 55 °C (32 °F to 131 °F) 20 % to 80 % (No condensation)	0 °C to 35 °C (32 °F to 95 °F) 20 % to 80 % (No condensation)	
Dimensions (W x H x D)	120 x 26 x 81 mm / 4.71" x 1.03" x 3.19" (Excluding antenna)	82 x 25 x 122 mm / 3.22" x 0.99" x 4.78" (Excluding antenna)	51 x 21 x 73 mm / 2.00" x 0.80" x 2.86" (Excluding cables)	51 x 26 x 73 mm / 2.00" x 1.00" x 2.86" (Excluding cables)
Weight	Approx. 181 g / 0.4 lbs	Approx. 125 g / 0.3 lbs	Approx. 110 g / 0.3 lbs	Approx. 110 g / 0.3 lbs


\*Case: Dimensions (W x H x D: 151.3 x 41.6 x 198.0 mm (6.0" x 1.7" x 7.8")), Weight: Approx. 315 g / 0.7 lbs

For more information, please visit the following website.  
<https://panasonic.net/cns/prodisplays/pressit>



### Fully Integrated Wireless Presentation System

No cables, no dongles, no set-top boxes.  
All you have to do is present.



TY-SBPURE  
SDM receiver



**Flexible BYOD for SQE2, SQ1/H and EQ2 Series:**  
Supports Airplay, Miracast, Chromecast



**4K UHD output resolution:**  
up to 4 windows on-screen



**100% data encryption:**  
Stable and secure system based on Linux Operating System



**Touch back function:**  
control your PC directly from the interactive display



**Advanced administration:**  
Can be managed and updated remotely using browser-based administration tools.



**HTML-5 page:** as a screensaver for on-screen display of images, videos or as digital signage player.

### Providing a more realistic meeting with the 360-degree camera speakerphone



360 degree camera speakerphone  
TY-CSP1

Camera	Viewing angle: 360-degrees Shooting resolution: 2560 x 1440@30p x 4
Microphone	7
Speaker	Output 3 W
Dimensions	Diameter $\phi$ 63.4 mm/2.5" (excluding the pedestal part) x Height 285 mm/11.3"

#### Optimal Video and Audio Transmission

TY-CSP1 is a hybrid conference terminal that enables 360-degrees horizontal shooting using four cameras and features microphones and speaker that also cover a wide range of 360 degrees. It supports natural communication with people participating in web conferences with its clear sound collection and amplification.


#### Simple Operation

For easy set-up and use, video, audio and power are shared to the PC via a single USB Type-C cable to save labor when preparing for a meeting. Volume and Video views can be controlled using the buttons arranged on the main unit pedestal. Operating status is instantly visible from the colored LED ring on the unit, it is possible to operate it intuitively.

#### Installation and Portability

With a diameter of  $\phi$ 63.4 mm (2.5 inches) that is easy to grip, it is possible to freely carry it around inside the office and easily carry out web conferences. Alternatively, it can be attached to a tripod or set securely fastened with security slots.

#### Equipped with various video modes



Dual View



Single View



Multi View



Surround View



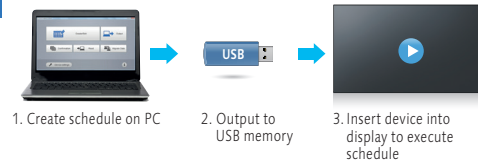
Stable View

# Panasonic Software Line-up

In order to maximize the use of professional displays, Panasonic offers a variety of software and applications (some free of charge, and others for a fee).

## Content Management Software Windows

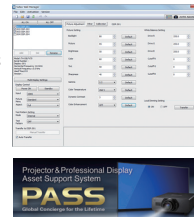
Content Management Software makes it possible to create scheduling data and media playlist on a PC and save it to one or more USB memory. Insert the media into Space Players to execute the schedule. The software reduces complexity for temporary installations or where the device is frequently moved from place to place.



Compatible Display: SQ1H Series, SQ1 and EQ2 Series  
<https://panasonic.net/cns/prodisplays/download/software/>

## Auto Display Adjustment Upgrade Kit (TY-VUK10)

Panasonic's free Video Wall Manager software can be used with LCD Video Wall Series displays. With this software, you can calibrate display color using a color sensor, adjust display settings, and control and manage data via PC. If software is upgraded with an optional TY-VUK10 Auto Display Adjustment Upgrade Kit, brightness and color among multiple displays can be automatically calibrated using a compatible camera (Nikon D5200/D5300/D5500/D5600/D7500)\*. USB.



\* Available only with normal zoom lens: AF-S DX NIKKOR 18-55 mm f/3.5-5.6G VR, AF-S DX NIKKOR 18-140 mm f/3.5-5.6G ED VR, AF-S DX NIKKOR 18-55 mm f/3.5-5.6G VR II, AF-P DX NIKKOR 18-55 mm f/3.5-5.6G VR

For more information, please visit the PASS: <https://panasonic.net/cns/prodisplays/pass/>

## Screen Transfer

Screen Transfer is a software that allows a computer screen to be displayed onto one or more displays of devices that are connected by wired LAN. See the User's Manual for the operating method.



Version	Ver. 2.0	Ver. 1.0
Number of device connections	Max. 64 units	Max. 8 units
Bandwidth	Approx. 10 Mbps (regardless of the number of connected devices)	Approx. 80 Mbps (when 8 devices are connected)
Auto reconnection	Yes	—
Delivery status check	Yes	—

\* Video distribution can be with existing IP network infrastructure

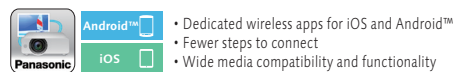
Compatible Display: SQ1H Series, SQ1 and EQ2 Series  
[https://panasonic.net/cns/prodisplays/download/software/scr\\_transfer/](https://panasonic.net/cns/prodisplays/download/software/scr_transfer/)

\* The number of connections and functions may vary depending on the model. Please refer to the web for details.

## Mobile App (iOS/Android)

### Wireless Projector

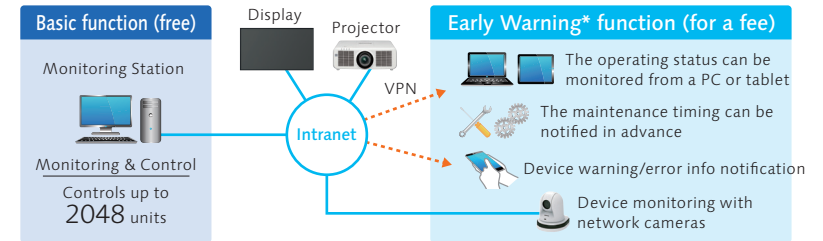
This is an application that lets you send displayed screenshot, document files (PDF, PowerPoint, Excel, Word), and JPEG/PNG images saved to Android devices (tablets and smartphones) to a Panasonic wireless display over a wireless LAN (Wi-Fi), and display them. The application also lets you rotate the screen, enlarge or reduce the screen with a pinch operation, and flip through pages with a flick operation.



For more information, please visit the Website:  
<https://panasonic.net/cns/prodisplays/download/software/#wireless>

## Multi Monitoring & Control Software Windows

This free Panasonic software offers monitoring and control of up to 2,048 projectors and professional displays over a LAN network from a single PC to simplify management and maintenance while supporting stable operation. If you also purchase Early Warning Software (ET-SWA100), it will monitor the status of projectors and displays on the intranet and inform you of errors when it detects signs of trouble. This contributes to a lighter maintenance load and reduces costs.

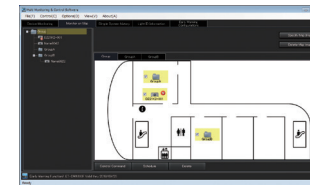


\* Software function support varies by model.  
 \* Multi Monitoring & Control Software Ver. 2.0 or higher is required to use the Early Warning function.

### Features

#### • Map Display

Image files, such as floor plans, can be loaded, and the icon for each device can be positioned by 'Drag & Drop'.



#### • Auto Search of the Devices to Be Registered

You can select the devices to be registered from devices automatically searched on the network.<sup>1</sup>

#### • Other Features

- Monitoring of the status of each device<sup>2</sup>
- Execution of control commands
- Scheduling function
- Delivery of the contents list<sup>3</sup>

## Early Warning Function (ET-SWA100)

### Maintenance Scheduling Suggestion<sup>3</sup>

It is easier to plan for maintenance by predicting the approximate time for maintenance and service based on the usage monitoring.

### Video Stop Detection Using a Network Camera

Images of registered projectors or displays can be monitored regularly by a supported network camera<sup>4</sup>. You can also receive a notification when an abnormality such as a blackout or an image freeze happens.

If you install 'Multi Monitoring & Control Software,' a free 90-day trial is automatically available.



\*1: Some devices can't be registered using the auto search function depending on the device status and network environment.  
 \*2: Software functionality varies depending on the model. \*3: Function for supported projectors and professional displays only.  
 \*4: Panasonic Network camera (BB-S/DG-S/WV-S series), Panasonic PTZ camera (AW-UE70/HE40/HE130 series).

For more information about compatible displays, please visit the Website:  
[https://panasonic.net/cns/prodisplays/download/software/multi/dl\\_files/DeviceList-Multi\\_EN.pdf](https://panasonic.net/cns/prodisplays/download/software/multi/dl_files/DeviceList-Multi_EN.pdf)

**Early Warning function License** \* If you install \*Multi Monitoring Control Software\*, a free 90 day trial.  
 For more information, please visit the PASS: <https://panasonic.net/cns/prodisplays/pass>

# SDM Accessories

## Supports the Next-Generation Intel® SDM Specification Slot Standard


The SQ1H/SQ1/SQE2/EQ2 Series is equipped with the new Intel® SDM specification slot standard that supports 4K signals. With this expansion slot, it is possible to tailor the display and its connectivity to the application. You can easily integrate a built-in PC and add various interfaces.



## Wolfvision Cynap Pure -integrated Wireless Presentation System

### No Cable. No Dongle. No Set-Top Box. Just Present.

Panasonic fully integrates Wolfvision's Cynap Pure powerful BYOD wireless presentation solution into its SQ1H/SQ1/SQE2/EQ2 displays using the Intel® Smart Display Module slot. The unified collaboration system is the perfect, integrated solution for meeting rooms, classrooms and huddle spaces with a discrete design, no cabling and no need for additional applications, software and driver downloads or dongles and set-top boxes. Installation inside the screen is straightforward, and units can be managed and updated remotely using browser-based administration tools.



(not final design)  
TY-SBPURE



### Key Features

- Screen Mirroring using Miracast technology. Supports iOS, iPadOS, Android, Windows, Chrome OS, macOS
- 4K output resolution
- Up to 4 window on-screen display
- Touch back support, enables remote control of laptops while working at a shared multi-touch screen.
- Also compatible with the Panasonic interactive touchscreen SQE1-IR/IG and SQ1-IG versions of the display range for easy control by touch and for on-screen annotations

## Panasonic Wireless Presentation System

### Efficient Meeting Room Collaboration

The System allows up to easily switch between up to four presenters to display visual and audio content on their Panasonic displays or projectors – removing the need for cables. Users simply connect the transmitter to any device and press the button to share content on the display or through a projector.

It is also possible to share from mobile devices with an app. Two types of receivers are possible: The SDM receiver is designed to perfectly fit inside the Intel® SDM expansion slot of the Panasonic SQ1H/SQ1/SQE2/EQ2 displays. For Panasonic displays and projectors without an SDM slot for the receiver, a set-top box version of the system can be connected to the device by cable.



### Key Features

- Two versions: basic with the set-top-box or cable-less with the SDM-S board receiver.
- Plug and Play: no dedicated software installation is necessary for the PC
- Audio and FHD Video over Wireless transmission, IEEE802.11ac compliant



## 12G SDI - SDM Board

### Perfect for Broadcasting Environment

Just by plugging the SDI terminal board into its Intel® SDM slot you can directly connect the SQ1, SQ1-IG and EQ2 series displays to a Pro AV source, saving the need for optional equipment like converters that normally bring latency into the production chain. You can transmit uncompressed, unencrypted digital video signals over up to 100m with a single BNC cable, in environments where cabling could be unplugged or tripped over.



This SDM-SDI Terminal Board makes the SQ range of displays perfect for a broadcast environment, with its great colour reproduction and high contrast with HDR and BT.2020 emulation.



### Key Features

- TY-SB01QS- compatible with 3G-SDI, 12G SDI, HD-SDI audio and video formats
- To be plugged inside professional displays with Intel SDM slot
- Maximum Transmission distance 100m with BNC cable





# Optional Accessories

		High Brightness		Standard/Interactive																	
		TH-86SQ1H	TH-75SQ1H	TH-98SQ1	TH-86SQ1/IG	TH-75SQ1/IG	TH-65SQ1/IG	TH-55SQ1/IG		TH-49SQ1	TH-98SQE2	TH-86SQE2	TH-75SQE2	TH-65SQE2	TH-55SQE2	TH-50SQE2	TH-43SQE2	TH-86SQE1/IG/IR	TH-75SQE1/IG/IR	TH-65SQE1/IG/IR	TH-55SQE1/IG/IR
Screen Size (inch)		86	75	98	86	75	65	55		49	98	86	75	65	55	50	43	86	75	65	55
<b>FUNCTION BOARD</b>																					
12G-SDI Terminal Board	TY-SB01QS	Yes*1	Yes*1	Yes*2	Yes*2	Yes*2	Yes*2	Yes*2		Yes*2	Yes	Yes	Yes	Yes	Yes	Yes	Yes*3	Yes*3	Yes*3	Yes*3	Yes*3
Wireless Presentation System Receiver Board	TY-SB01WP	Yes	Yes	Yes	Yes	Yes	Yes	Yes		Yes	Yes	Yes	Yes	Yes	Yes	Yes	Yes	Yes	Yes	Yes	Yes
<b>MOUNTING OPTIONS</b>																					
Pedestal	TY-ST75PE9	-	-	-	-	Yes	-	-		-	-	-	-	-	-	-	-	-	-	-	-
	TY-ST55PE9	-	-	-	-	-	Yes	Yes		-	-	-	-	-	-	-	-	-	-	-	-
	TY-ST43PE9	-	-	-	-	-	-	-		Yes	-	-	-	-	-	-	-	-	-	-	-
	TY-ST43PE8	-	-	-	-	-	-	-		-	-	-	-	-	-	-	-	-	-	-	-
	TY-ST32PE1	-	-	-	-	-	-	-		-	-	-	-	-	-	-	-	-	-	-	-
Wall-hanging Bracket	TY-WK98PV1	Yes	Yes	Yes	Yes	Yes	Yes	-		-	-	-	-	-	-	-	-	-	-	-	-
Installation Mount (Landscape setting only)	TY-VK55LV2	-	-	-	-	-	-	-		-	-	-	-	-	-	-	-	-	-	-	-
Pitch for Wall Hanging (VESA compliant models)*6	800 x 500 (M8)	-	-	Yes	-	-	-	-		-	-	-	-	-	-	-	-	-	-	-	-
	800 x 400 (M8)	-	-	-	-	-	-	-		-	Yes	-	-	-	-	-	-	-	-	-	-
	600 x 500 (M8)	-	-	-	-	-	-	-		-	-	-	-	-	-	-	-	-	-	-	-
	600 x 400 (M8)	Yes	Yes	-	Yes	-	-	-		-	-	Yes	Yes	-	-	-	-	Yes	Yes	-	-
	600 x 400 (M6)	-	-	-	-	Yes	-	-		-	-	-	-	-	-	-	-	-	-	-	-
	400 x 400 (M8)	-	-	-	-	-	-	-		-	-	-	-	-	-	-	-	-	-	-	-
	400 x 400 (M6)	-	-	-	-	-	Yes	Yes		Yes	-	-	-	Yes	-	-	-	-	-	Yes	-
	400 x 200 (M6)	-	-	-	-	-	-	-		-	-	-	-	-	Yes	-	-	-	-	-	Yes
	200 x 200 (M6)	-	-	-	-	-	-	-		-	-	-	-	-	-	Yes	Yes	-	-	-	-
	100 x 100 (M4)	-	-	-	-	-	-	-		-	-	-	-	-	-	-	-	-	-	-	-
<b>OTHERS</b>																					
DIGITAL LINK Switcher	ET-YFB200G	Yes	Yes	Yes	Yes	Yes	Yes	Yes		Yes	-	-	-	-	-	-	-	-	-	-	-
Digital Interface Box	ET-YFB100G	-	-	Yes	Yes	Yes	Yes	Yes		Yes	-	-	-	-	-	-	-	-	-	-	-

The specification has a case to change without notice.

1: This terminal board is supported only when the main software version of the display is 1.20 or later and the sub software version of the display is 01.10 or later. Please contact your sales representative with regard to details.

2: This terminal board is supported only when the main software version of the display is 4.50 or later and the sub software version of the display is 04.50 or later. Please contact your sales representative with regard to details.

3: Some functions are not supported.

4: This terminal board is supported only when the main software version of the display is 2.30 or later and the sub software version of the display is 02.20 or later. Please contact your sales representative with regard to details.

5: This terminal board is supported only when the main software version of the display is 3.5000 or later and the sub software version of the display is 03.50 or later. Please contact your sales representative with regard to details.

6: Please use VESA Standard compliant metal fittings when attaching the display on a stand or wall.

For information that is not included on this page, please visit the following website:  
<https://panasonic.net/cns/prodisplays/index.html>

# Optional Accessories

		Standard/Interactive						Entry/Interactive											Video Wall		
		TH-86EQ2/ PCAP	TH-75EQ2/ PCAP	TH-65EQ2/ PCAP	TH-55EQ2/ PCAP	TH-50EQ2/ PCAP	TH-43EQ2/ PCAP	TH-98CQE2	TH-86CQE2	TH-75CQE2	TH-65CQE2	TH-55CQE2	TH-50CQE2	TH-43CQE2	TH-86CQE1/IR	TH-75CQE1/IR	TH-65CQE1/IR	TH-55CQE1/IR	TH-55VF2H	TH-55VF2	TH-55LV9
Screen Size (inch)		86	75	65	55	50	43	98	86	75	65	55	50	43	86	75	65	55	55	55	55
<b>FUNCTION BOARD</b>																					
12G-SDI Terminal Board	TY-SB01QS	Yes	Yes	Yes	Yes	Yes	Yes	-	-	-	-	-	-	-	-	-	-	-	-	-	-
Wireless Presentation System Receiver Board	TY-SB01WP	Yes	Yes	Yes	Yes	Yes	Yes	-	-	-	-	-	-	-	-	-	-	-	-	-	-
<b>MOUNTING OPTIONS</b>																					
<b>Pedestal</b>																					
	TY-ST75PE9	-	Yes	Yes	-	-	-	-	-	-	-	-	-	-	-	-	-	-	-	-	-
	TY-ST55PE9	-	-	-	Yes	-	-	-	-	-	-	-	-	-	-	-	-	-	-	-	-
	TY-ST43PE9	-	-	-	-	Yes	Yes	-	-	-	-	-	-	-	-	-	-	-	-	-	-
	TY-ST43PE8	-	-	-	-	-	-	-	-	-	-	-	-	-	-	-	-	-	-	-	-
	TY-ST32PE1	-	-	-	-	-	-	-	-	-	-	-	-	-	-	-	-	-	-	-	-
Wall-hanging Bracket	TY-WK98PV1	Yes	Yes	Yes	-	-	-	-	-	-	-	-	-	-	-	-	-	-	-	-	-
Installation Mount (Landscape setting only)	TY-VK55LV2	-	-	-	-	-	-	-	-	-	-	-	-	-	-	-	-	-	Yes	Yes	Yes
Pitch for Wall Hanging	800 x 500 (M8)	-	-	-	-	-	-	-	-	-	-	-	-	-	-	-	-	-	-	-	-
(VESA compliant models)	800 x 400 (M8)	-	-	-	-	-	-	-	Yes	-	-	-	-	-	Yes	-	-	-	-	-	-
	600 x 500 (M8)	-	-	-	-	-	-	-	-	-	-	-	-	-	-	-	-	-	-	-	-
	600 x 400 (M8)	Yes	Yes	-	-	-	-	-	-	Yes	Yes	-	-	-	-	Yes	Yes	-	-	-	-
	600 x 400 (M6)	-	-	Yes	-	-	-	-	-	-	-	-	-	-	-	-	-	-	-	-	-
	400 x 400 (M8)	-	-	-	-	-	-	-	-	-	-	-	-	-	-	-	-	-	-	-	-
	400 x 400 (M6)	-	-	-	Yes	Yes	-	-	-	-	-	Yes	-	-	-	-	-	Yes	Yes	Yes	Yes
	400 x 200 (M6)	-	-	-	-	-	-	-	-	-	-	-	Yes	-	-	-	-	-	-	-	-
	200 x 200 (M6)	-	-	-	-	-	Yes	-	-	-	-	-	-	Yes	-	-	-	-	-	-	-
	100 x 100 (M4)	-	-	-	-	-	-	-	-	-	-	-	-	-	-	-	-	-	-	-	-
<b>OTHERS</b>																					
DIGITAL LINK Switcher	ET-YFB200G	-	-	-	-	-	-	-	-	-	-	-	-	-	-	-	-	-	Yes	Yes	Yes
Digital Interface Box	ET-YFB100G	-	-	-	-	-	-	-	-	-	-	-	-	-	-	-	-	-	Yes	Yes	Yes

The specification has a case to change without notice.  
 \*1: The availability varies depending on the country.

For information that is not included on this page, please visit the following website:  
<https://panasonic.net/cns/prodisplays/index.html>

# Features

		High Brightness						Standard/Interactive														
		TH-86SQ1H	TH-75SQ1H	TH-98SQ1	TH-86SQ1/IG	TH-75SQ1/IG	TH-65SQ1/IG	TH-55SQ1/IG		TH-49SQ1	TH-98SQE2	TH-86SQE2	TH-75SQE2	TH-65SQE2	TH-55SQE2	TH-50SQE2	TH-43SQE2	TH-86SQE1/IG/IR	TH-75SQE1/IG/IR	TH-65SQE1/IG/IR	TH-55SQE1/IG/IR	
Size (inch)		86	75	98	86	75	65	55		49	98	86	75	65	55	50	43	86	75	65	55	
DIGITAL LINK FUNCTION SLOT	DIGITAL LINK	Yes*1	Yes*1	Yes*1	Yes*1	Yes*1	Yes*1	Yes*1		Yes*1	-	-	-	-	-	-	-	-	-	-	-	
	Function Slot	Intel <sup>®</sup> SDM		Intel <sup>®</sup> SDM		Intel <sup>®</sup> SDM		Intel <sup>®</sup> SDM		Intel <sup>®</sup> SDM		Intel <sup>®</sup> SDM		Intel <sup>®</sup> SDM		Intel <sup>®</sup> SDM		Intel <sup>®</sup> SDM		Intel <sup>®</sup> SDM		
	Operating Time	24	24	24	24	24	24	24		24	24	24	24	24	24	24	24	24	24	24	24	24
	Protective Glass	-	-	-	Only SQ1-IG	-	-	-		-	-	-	-	-	-	-	-	-	Only SQE1-HG and SQE1-IR	Only SQE1-HG and SQE1-IR	Only SQE1-HG and SQE1-IR	Only SQE1-HG and SQE1-IR
	Touch Operation	-	-	-	Only SQ1-IG	Only SQ1-IG	Only SQ1-IG	Only SQ1-IG		-	-	-	-	-	-	-	-	-	Only SQE1-HG and SQE1-IR	Only SQE1-HG and SQE1-IR	Only SQE1-HG and SQE1-IR	Only SQE1-HG and SQE1-IR
Wireless Function	-	-	-	-	-	-	-		-	Yes	Yes	Yes	Yes	Yes	Yes	Yes	Yes	Yes	Yes	Yes	Yes	
IMAGE QUALITY	Color Management	12-axis		12-axis		12-axis			12-axis	-	-	-	-	-	-	-	-	-	-	-	-	
	Color Enhancement	Yes	Yes	Yes	Yes	Yes	Yes	Yes		Yes	-	-	-	-	-	-	-	-	-	-	-	
	Dynamic Backlight	Yes	Yes	Yes	Yes	Yes	Yes	Yes		Yes	Yes	Yes	Yes	Yes	Yes	Yes	Yes	-	-	-	-	
	Dynamic Contrast	Yes	Yes	Yes	Yes	Yes	Yes	Yes		Yes	-	-	-	-	-	-	-	Yes	Yes	Yes	Yes	
	Frame Creation	Yes	-	Yes	Yes	Yes	-	-		-	-	-	-	-	-	-	-	-	-	-	-	
	Gradation Smoother	Yes	Yes	Yes	Yes	Yes	Yes	Yes		Yes	-	-	-	-	-	-	-	-	-	-	-	
	Local Dimming	Yes	Yes	Yes	Yes	Yes	Yes	Yes		Yes	Yes	-	-	-	-	-	-	-	-	-	-	
	Refine Enhancer	Yes	Yes	Yes	Yes	Yes	Yes	Yes		Yes	-	-	-	-	-	-	-	-	-	-	-	
RELIABILITY	Failover/Failback	Yes	Yes	Yes	Yes	Yes	Yes	Yes		Yes	-	-	-	-	-	-	-	-	-	-	-	
	Input Search (No Signal Auto Switch Setting/Input Signal Search)	Yes	Yes	Yes	Yes	Yes	Yes	Yes		Yes	Yes	Yes	Yes	Yes	Yes	Yes	Yes	Yes	Yes	Yes	Yes	
EXPANDABILITY	Audio Input Select (Switching)	Yes	Yes	Yes	Yes	Yes	Yes	Yes		Yes	-	-	-	-	-	-	-	-	-	-	-	
	Cisco Webex Certified	-	-	-	-	-	-	-		-	-	-	-	-	-	-	-	-	-	-	-	
	LAN Control (Network Control)	Yes	Yes	Yes	Yes	Yes	Yes	Yes		Yes	Yes	Yes	Yes	Yes	Yes	Yes	Yes	Yes	Yes	Yes	Yes	
	Memory Viewer/Auto Play	Yes	Yes	Yes	Yes	Yes	Yes	Yes		Yes	Yes*6	Yes*6	Yes*6	Yes*6	Yes*6	Yes*6	Yes*6	Yes*6	Yes*6	Yes*6	Yes*6	
	PJLink™ Protocol	Yes	Yes	Yes	Yes	Yes	Yes	Yes		Yes	Yes	Yes	Yes	Yes	Yes	Yes	Yes	Yes	Yes	Yes	Yes	
	Power Management Mode/Eco Mode	Yes	Yes	Yes	Yes	Yes	Yes	Yes		Yes	Yes	Yes	Yes	Yes	Yes	Yes	Yes	Yes	Yes	Yes	Yes	
	Remote ID Control (Function)	Yes	Yes	Yes	Yes	Yes	Yes	Yes		Yes	-	-	-	-	-	-	-	-	-	-	-	
	Serial ID Control (Function)	Yes	Yes	Yes	Yes	Yes	Yes	Yes		Yes	Yes	Yes	Yes	Yes	Yes	Yes	Yes	Yes	Yes	Yes	Yes	
	USB Media Player	Yes	Yes	Yes	Yes	Yes	Yes	Yes		Yes	Yes	Yes	Yes	Yes	Yes	Yes	Yes	Yes	Yes	Yes	Yes	
	Web Browser Control	Yes	Yes	Yes	Yes	Yes	Yes	Yes		Yes	-	-	-	-	-	-	-	-	-	-	-	
CONVENIENCE	Auto Setup	Yes	Yes	Yes	Yes	Yes	Yes	Yes		Yes	Yes	Yes	Yes	Yes	Yes	Yes	Yes	Yes	Yes	Yes	Yes	
	Built-in Whiteboard	-	-	-	-	-	-	-		-	-	-	-	-	-	-	-	-	-	-	-	
	Conference Audio Mode	Yes	Yes	Yes*8	Yes*8	Yes	Yes	Yes		Yes	-	-	-	-	-	-	-	-	-	-	-	
	Data Cloning	USB/LAN		USB/LAN		USB/LAN			USB/LAN	USB		USB		USB		USB		USB		USB		
	HDMI CEC	Yes	Yes	Yes	Yes	Yes	Yes	Yes		Yes	Yes	Yes	Yes	Yes	Yes	Yes	Yes	Yes	Yes	Yes	Yes	
	Multi Input Display*9	Yes	Yes	Yes	Yes	Yes	Yes	Yes		Yes	-	-	-	-	-	-	-	-	-	-	-	
	No Activity Power Off	Yes	Yes	Yes	Yes	Yes	Yes	Yes		Yes	Yes	Yes	Yes	Yes	Yes	Yes	Yes	Yes	Yes	Yes	Yes	
	Off Timer Setting	Yes	Yes	Yes	Yes	Yes	Yes	Yes		Yes	-	-	-	-	-	-	-	Yes	Yes	Yes	Yes	
	Power on Screen Delay	Yes	Yes	Yes	Yes	Yes	Yes	Yes		Yes	Yes	Yes	Yes	Yes	Yes	Yes	Yes	Yes	Yes	Yes	Yes	
	Set up Timer	Yes	Yes	Yes	Yes	Yes	Yes	Yes		Yes	Yes	Yes	Yes	Yes	Yes	Yes	Yes	Yes	Yes	Yes	Yes	
Startup Image Settings/No signal image settings	Yes	Yes	Yes	Yes	Yes	Yes	Yes		Yes	-	-	-	-	-	-	-	-	-	-	-		
INSTALLATION	Daisy Chain Connection*10	Yes	Yes	Yes	Yes	Yes	Yes	Yes		Yes	-	-	-	-	-	-	-	-	-	-	-	
	Fan-less Design	-	-	Yes	Yes	Yes	Yes	Yes		Yes	Yes	Yes	Yes	Yes	Yes	Yes	Yes	Yes	Yes	Yes	Yes	
	Multi Screen (Multi Display Setting)*11	Yes	Yes	Yes	Yes	Yes	Yes	Yes		Yes	Yes	Yes	Yes	Yes	Yes	Yes	Yes	Yes	Yes	Yes	Yes	
	Portrait	Yes	Yes	Yes	Yes	Yes	Yes	Yes		Yes	Yes	Yes	Yes	Yes	Yes	Yes	Yes	Yes	Yes	Yes	Yes	
	Portrait Zoom Mode	Yes	Yes	Yes*8	Yes*8	Yes	Yes	Yes		Yes	-	-	-	-	-	-	-	-	-	-	-	
	USB Memory Network Setting	Yes	Yes	Yes	Yes	Yes	Yes	Yes		Yes	-	-	-	-	-	-	-	-	-	-	-	
SOFTWARE	Content Management Software (free)	Yes	Yes	Yes	Yes	Yes	Yes	Yes		Yes	-	-	-	-	-	-	-	-	-	-	-	
	Screen Transfer (free)	Yes*12	Yes*12	Yes*13	Yes*13	Yes*13	Yes*13	Yes*13		Yes*13	-	-	-	-	-	-	-	-	-	-	-	
	Multi Monitoring & Control Software Compatible (free)	Yes	Yes	Yes	Yes	Yes	Yes	Yes		Yes	Yes	Yes	Yes	Yes	Yes	Yes	Yes	Yes	Yes	Yes	Yes	
	Early Warning Software Compatible (ET-SWA100 Series)*16	Yes	Yes	Yes	Yes	Yes	Yes	Yes		Yes	Yes	Yes	Yes	Yes	Yes	Yes	Yes	Yes	Yes	Yes	Yes	
	Video Wall Manager (free)	Yes	Yes	Yes	Yes	Yes	Yes	Yes		Yes	-	-	-	-	-	-	-	-	-	-	-	
	Auto Display Adjustment Upgrade Kit (TY-VUK10)	-	-	Yes	Yes	Yes	Yes	Yes		Yes	-	-	-	-	-	-	-	-	-	-	-	

\*1: Long Reach Mode compatible. \*2: Multi Dynamic Backlight. \*3: Local Dimming on LFV9 Series is always set. \*4: Backup input only \*5: This function is compatible with the Software Main Version 2.2000 or later. Please contact your sales representative with regard to details. \*6: The playable application format, GUI, and operation procedure for the SQE1, CQE1 Series' Media Player function areas different from other models. \*7: Some files cannot be played back even if they are in the supported format. Regarding restrictions, see the operating instructions. \*8: These functions on the 98/86-inch models are compatible with the Software Main Version 3.0000 or later. Please contact your sales representative with regard to details. \*9: The number of units that can be set as a group varies depending on the model. For details, see the

operating instructions of each model. \*10: Some models only support IR connection. \*11: There are restrictions on the input signal and 4-Input Multi Display function. 3G-SDI input and 4K images are not supported by the 4-Input Multi Display function. For details, see the operating instructions of each model. \*12: The Software Main Version 1.10 or later is required. \*13: The Software Main Version 4.40 or later is required. \*14: The Software Main Version 2.70 or later is required. \*15: The Software Main Version 2.70 or later is required. \*16: The part number suffix may differ on the license type. Multi Monitoring & Control Software Ver.2.0 or later is required. Note: The specifications may vary depending on the model, even for the same function. For details, see the operating instructions of each model.

# Features

		Standard/Interactive						Standard/Interactive					
		TH-86EQ2	TH-75EQ2	TH-65EQ2	TH-55EQ2	TH-50EQ2	TH-43EQ2	TH-86EQ2-PCAP	TH-75EQ2-PCAP	TH-65EQ2-PCAP	TH-55EQ2-PCAP	TH-50EQ2-PCAP	TH-43EQ2-PCAP
Size (inch)		86	75	65	55	50	43	86	75	65	55	50	43
SPECIFICATIONS	DIGITAL LINK Function Slot	-	-	-	-	-	-	-	-	-	-	-	-
	Operating Time	18	18	Intel® SDM		18	18	18	18	18	18	18	18
	Protective Glass	-	-	-	-	-	-	-	-	-	-	-	-
	Touch Operation	-	-	-	-	-	-	Yes	Yes	Yes	Yes	Yes	Yes
	Wireless Function	-	-	-	-	-	-	-	-	-	-	-	-
	Color Management	6-axis						12-axis					
IMAGE QUALITY	Color Enhancement	Yes	Yes	Yes	Yes	Yes	Yes	Yes	Yes	Yes	Yes	Yes	Yes
	Dynamic Backlight	Yes	Yes	Yes	Yes	Yes	Yes	Yes	Yes	Yes	Yes	Yes	Yes
	Dynamic Contrast	Yes	Yes	Yes	Yes	Yes	Yes	Yes	Yes	Yes	Yes	Yes	Yes
	Frame Creation	-	-	-	-	-	-	-	-	-	-	-	-
	Gradation Smoother	Yes	Yes	Yes	Yes	Yes	Yes	Yes	Yes	Yes	Yes	Yes	Yes
	Local Dimming	Yes	Yes	-	-	-	-	Yes	Yes	-	-	-	-
	Refine Enhancer	Yes	Yes	Yes	Yes	Yes	Yes	Yes	Yes	Yes	Yes	Yes	Yes
	Failover/Failback	Yes	Yes	Yes	Yes	Yes	Yes	Yes	Yes	Yes	Yes	Yes	Yes
EXPANDABILITY	Input Search (No Signal Auto Switch Setting/Input Signal Search)	Yes	Yes	Yes	Yes	Yes	Yes	Yes	Yes	Yes	Yes	Yes	Yes
	Audio Input Select (Switching)	Yes	Yes	Yes	Yes	Yes	Yes	Yes	Yes	Yes	Yes	Yes	Yes
	Cisco Webex Certified	-	-	-	-	-	-	-	-	-	-	-	-
	LAN Control (Network Control)	Yes	Yes	Yes	Yes	Yes	Yes	Yes	Yes	Yes	Yes	Yes	Yes
	Memory Viewer/Auto Play	Yes	Yes	Yes	Yes	Yes	Yes	Yes	Yes	Yes	Yes	Yes	Yes
	PJLink™ Protocol	Yes	Yes	Yes	Yes	Yes	Yes	Yes	Yes	Yes	Yes	Yes	Yes
	Power Management Mode/Eco Mode	Yes	Yes	Yes	Yes	Yes	Yes	Yes	Yes	Yes	Yes	Yes	Yes
	Remote ID Control (Function)	Yes	Yes	Yes	Yes	Yes	Yes	Yes	Yes	Yes	Yes	Yes	Yes
	Serial ID Control (Function)	Yes	Yes	Yes	Yes	Yes	Yes	Yes	Yes	Yes	Yes	Yes	Yes
	USB Media Player	Yes	Yes	Yes	Yes	Yes	Yes	Yes	Yes	Yes	Yes	Yes	Yes
CONVENIENCE	Web Browser Control	Yes	Yes	Yes	Yes	Yes	Yes	Yes	Yes	Yes	Yes	Yes	Yes
	Auto Setup	Yes	Yes	Yes	Yes	Yes	Yes	Yes	Yes	Yes	Yes	Yes	Yes
	Built-in Whiteboard	-	-	-	-	-	-	-	-	-	-	-	-
	Conference Audio Mode	Yes	Yes	Yes	Yes	Yes	Yes	Yes	Yes	Yes	Yes	Yes	Yes
	Data Cloning	USB/LAN						USB/LAN					
	HDMI CEC	Yes	Yes	Yes	Yes	Yes	Yes	Yes	Yes	Yes	Yes	Yes	Yes
	Multi Input Display*9	-	-	-	-	-	-	-	-	-	-	-	-
	No Activity Power Off	Yes	Yes	Yes	Yes	Yes	Yes	Yes	Yes	Yes	Yes	Yes	Yes
	Off Timer Setting	Yes	Yes	Yes	Yes	Yes	Yes	Yes	Yes	Yes	Yes	Yes	Yes
	Power on Screen Delay	Yes	Yes	Yes	Yes	Yes	Yes	Yes	Yes	Yes	Yes	Yes	Yes
INSTALLATION	Set up Timer	Yes	Yes	Yes	Yes	Yes	Yes	Yes	Yes	Yes	Yes	Yes	Yes
	Startup Image Settings/No signal image settings	Yes	Yes	Yes	Yes	Yes	Yes	Yes	Yes	Yes	Yes	Yes	Yes
	Daisy Chain Connection*10	Yes IR only						Yes IR only					
	Fan-less Design	Yes	Yes	Yes	Yes	Yes	Yes	Yes	Yes	Yes	Yes	Yes	Yes
	Multi Screen (Multi Display Setting)*11	Yes	Yes	Yes	Yes	Yes	Yes	Yes	Yes	Yes	Yes	Yes	Yes
	Portrait	Yes	Yes	Yes	Yes	Yes	Yes	Yes	Yes	Yes	Yes	Yes	Yes
	Portrait Zoom Mode	Yes*5	Yes*5	Yes*5	Yes*5	Yes*5	Yes*5	Yes*5	Yes*5	Yes*5	Yes*5	Yes*5	Yes*5
	USB Memory Network Setting	Yes	Yes	Yes	Yes	Yes	Yes	Yes	Yes	Yes	Yes	Yes	Yes
SOFTWARE	Content Management Software (free)	Yes	Yes	Yes	Yes	Yes	Yes	Yes	Yes	Yes	Yes	Yes	Yes
	Screen Transfer (free)	Yes*14	Yes*14	Yes*14	Yes*14	Yes*14	Yes*14	Yes	Yes	Yes	Yes	Yes	Yes
	Multi Monitoring & Control Software Compatible (free)	Yes	Yes	Yes	Yes	Yes	Yes	Yes	Yes	Yes	Yes	Yes	Yes
	Early Warning Software Compatible (ET-SWA100 Series)*16	Yes	Yes	Yes	Yes	Yes	Yes	Yes	Yes	Yes	Yes	Yes	Yes
	Video Wall Manager (free)	Yes	Yes	Yes	Yes	Yes	Yes	Yes	Yes	Yes	Yes	Yes	Yes
Auto Display Adjustment Upgrade Kit (TY-VUK10)	-	-	-	-	-	-	-	-	-	-	-	-	

- \*1: Long Reach Mode compatible.
- \*2: Multi Dynamic Backlight.
- \*3: Local Dimming on LFV9 Series is always set.
- \*4: Backup input only
- \*5: This function is compatible with the Software Main Version 2.2000 or later. Please contact your sales representative with regard to details.
- \*6: The playable application format, GUI, and operation procedure for the SQE1, CQE1 Series' Media Player function areas different from other models.
- \*7: Some files cannot be played back even if they are in the supported format. Regarding restrictions, see the operating instructions.
- \*8: These functions on the 98/86-inch models are compatible with the Software Main Version 3.0000 or later. Please contact your sales representative with regard to details.
- \*9: The number of units that can be set as a group varies depending on the model. For details, see the operating instructions of each model.
- \*10: Some models only support IR connection.
- \*11: There are restrictions on the input signal and 4-Input Multi Display function. 3G-SDI input and 4K images are not supported by the 4-Input Multi Display function. For details, see the operating instructions of each model.
- \*12: The Software Main Version 1.10 or later is required.
- \*13: The Software Main Version 4.40 or later is required.
- \*14: The Software Main Version 2.70 or later is required.
- \*15: The Software Main Version 2.70 or later is required.
- \*16: The part number suffix may differ on the license type. Multi Monitoring & Control Software Ver.2.0 or later is required.

Note: The specifications may vary depending on the model, even for the same function. For details, see the operating instructions of each model.



# Features

	Entry/Interactive						Entry/Interactive					Video Wall			
	TH-98CQE2	TH-86CQE2	TH-75CQE2	TH-65CQE2	TH-55CQE2	TH-50CQE2	TH-43CQE2	TH-86CQE1/IR	TH-75CQE1/IR	TH-65CQE1/IR	TH-55CQE1/IR	TH-55VF2H	TH-55VF2	TH-55LFV9	
Size (inch)	98	86	75	65	55	50	43	86	75	65	55	55	55	55	
SPECIFICATIONS	DIGITAL LINK Function Slot	-	-	-	-	-	-	-	-	-	-	Yes	Yes	-	
	Operating Time	24	16	16	16	16	16	16	16	16	16	24	24	24	
	Protective Glass	-	-	-	-	-	-	Only CQE1-IR	Only CQE1-IR	Only CQE1-IR	Only CQE1-IR	-	-	-	
	Touch Operation	-	-	-	-	-	-	Only CQE1-IR	Only CQE1-IR	Only CQE1-IR	Only CQE1-IR	-	-	-	
	Wireless Function	Yes	Yes	Yes	Yes	Yes	Yes	Yes	Yes	Yes	Yes	-	-	-	
	Color Management	-	-	-	-	-	-	-	-	-	-	-	-	-	
IMAGE QUALITY	Color Enhancement	-	-	-	-	-	-	-	-	-	-	Yes	Yes	Yes	
	Dynamic Backlight	-	-	-	-	-	-	-	-	-	-	Yes*2	Yes*2	-	
	Dynamic Contrast	Yes	Yes	Yes	Yes	Yes	Yes	Yes	Yes	Yes	Yes	Yes	Yes	Yes	
	Frame Creation	-	-	-	-	-	-	-	-	-	-	-	-	-	
	Gradation Smoother	-	-	-	-	-	-	-	-	-	-	-	-	-	
	Local Dimming	-	-	-	-	-	-	-	-	-	-	Yes	Yes	Yes*3	
RELIABILITY	Failover/Failback	-	-	-	-	-	-	-	-	-	-	Yes	Yes	-	
	Input Search (No Signal Auto Switch Setting/Input Signal Search)	Yes	Yes	Yes	Yes	Yes	Yes	Yes	Yes	Yes	Yes	Yes	Yes	Yes	
EXPANDABILITY	Audio Input Select (Switching)	-	-	-	-	-	-	-	-	-	-	Yes	Yes	-	
	Cisco Webex Certified	-	-	-	-	-	-	-	-	-	-	-	-	-	
	LAN Control (Network Control)	Yes	Yes	Yes	Yes	Yes	Yes	Yes	Yes	Yes	Yes	Yes	Yes	Yes	
	Memory Viewer/Auto Play	Yes*6	Yes*6	Yes*6	Yes*6	Yes*6	Yes*6	Yes*6	Yes*6	Yes*6	Yes*6	-	-	-	
	PJLink™ Protocol	Yes	Yes	Yes	Yes	Yes	Yes	Yes	Yes	Yes	Yes	Yes	Yes	Yes	
	Power Management Mode/Eco Mode	Yes	Yes	Yes	Yes	Yes	Yes	Yes	Yes	Yes	Yes	Yes	Yes	Yes	
	Remote ID Control (Function)	-	-	-	-	-	-	-	-	-	-	Yes	Yes	-	
	Serial ID Control (Function)	Yes	Yes	Yes	Yes	Yes	Yes	Yes	Yes	Yes	Yes	Yes	Yes	Yes	
CONVENIENCE	USB Media Player	Yes	Yes	Yes	Yes	Yes	Yes	Yes	Yes	Yes	Yes	Yes	Yes	-	
	Web Browser Control	-	-	-	-	-	-	-	-	-	-	Yes	Yes	Yes	
	Auto Setup	Yes	Yes	Yes	Yes	Yes	Yes	Yes	Yes	Yes	Yes	Yes	Yes	-	
	Built-in Whiteboard	-	-	-	-	-	-	-	-	-	-	-	-	-	
	Conference Audio Mode	-	-	-	-	-	-	-	-	-	-	-	-	-	
	Data Cloning	USB						USB	USB				USB/LAN	USB/LAN	-
	HDMI CEC	Yes	Yes	Yes	Yes	Yes	Yes	Yes	Yes	Yes	Yes	-	-	-	
	Multi Input Display*9	-	-	-	-	-	-	-	-	-	-	-	-	-	
No Activity Power Off	Yes	Yes	Yes	Yes	Yes	Yes	Yes	Yes	Yes	Yes	Yes	Yes	-		
Off Timer Setting	Yes	Yes	Yes	Yes	Yes	Yes	Yes	Yes	Yes	Yes	Yes	Yes	Yes		
Power on Screen Delay	Yes	Yes	Yes	Yes	Yes	Yes	Yes	Yes	Yes	Yes	Yes	Yes	Yes		
Set up Timer	Yes	Yes	Yes	Yes	Yes	Yes	Yes	Yes	Yes	Yes	Yes	Yes	-		
Startup Image Settings/No signal image settings	-	-	-	-	-	-	-	-	-	-	Yes	Yes	-		
INSTALLATION	Daisy Chain Connection*10	-	-	-	-	-	-	-	-	-	-	Yes	Yes	Yes	
	Fan-less Design	Yes	Yes	Yes	Yes	Yes	Yes	Yes	Yes	Yes	Yes	Yes	Yes	-	
	Multi Screen (Multi Display Setting)*11	Yes	Yes	Yes	Yes	Yes	Yes	Yes	Yes	Yes	Yes	Yes	Yes	Yes	
	Portrait	-	-	-	-	-	-	-	-	-	-	Yes	Yes	Yes	
	Portrait Zoom Mode	-	-	-	-	-	-	-	-	-	-	-	-	-	
	USB Memory Network Setting	-	-	-	-	-	-	-	-	-	-	Yes	Yes	-	
SOFTWARE	Content Management Software (free)	-	-	-	-	-	-	-	-	-	-	-	-	-	
	Screen Transfer (free)	-	-	-	-	-	-	-	-	-	-	-	-	-	
	Multi Monitoring & Control Software Compatible (free)	Yes	Yes	Yes	Yes	Yes	Yes	Yes	Yes	Yes	Yes	Yes	Yes	Yes	
	Early Warning Software Compatible (ET-SWA100 Series)*16	Yes	Yes	Yes	Yes	Yes	Yes	Yes	Yes	Yes	Yes	Yes	Yes	Yes	
	Video Wall Manager (free)	-	-	-	-	-	-	-	-	-	-	Yes	Yes	Yes	
Auto Display Adjustment Upgrade Kit (TY-VUK10)	-	-	-	-	-	-	-	-	-	-	Yes	Yes	Yes		

\*1: Long Reach Mode compatible.  
 \*2: Multi Dynamic Backlight.  
 \*3: Local Dimming on LfV9 Series is always set.  
 \*4: Backup input only  
 \*5: This function is compatible with the Software Main Version 2.0000 or later. Please contact your sales representative with regard to details.  
 \*6: The playable application format, GUI, and operation procedure for the SQE1, CQE1 Series' Media Player function areas different from of other models.  
 \*7: Some files cannot be played back even if they are in the supported format. Regarding restrictions, see the operating instructions.  
 \*8: These functions on the 98/86-inch models are compatible with the Software Main Version 3.0000 or later. Please contact your sales representative with regard to details.  
 \*9: The number of units that can be set as a group varies depending on the model. For details, see the operating instructions of each model.  
 \*10: Some models only support IR connection.  
 \*11: There are restrictions on the input signal and 4-Input Multi Display function. 3G-SDI input and 4K images are not supported by the 4-Input Multi Display function. For details, see the operating instructions of each model.  
 \*12: The Software Main Version 1.10 or later is required.  
 \*13: The Software Main Version 4.40 or later is required.  
 \*14: The Software Main Version 2.70 or later is required.  
 \*15: The Software Main Version 2.70 or later is required.  
 \*16: The part number suffix may differ on the license type. Multi Monitoring & Control Software Ver.2.0 or later is required.

Note: The specifications may vary depending on the model, even for the same function. For details, see the operating instructions of each model.

# Panasonic CONNECT

Weights and dimensions shown are approximate. Depending on the temperature or humidity conditions, uneven brightness may be observed. This is not a malfunction. This unevenness will disappear while applying current continuously. If not, consult the distributor. Specifications and appearance are subject to change without notice. Product availability differs depending on region and country. This product may be subject to export control regulations. Windows, and PowerPoint are trademarks of Microsoft Corporation in the United States and other countries. Android is a registered trademark or trademark of Google Inc. Macintosh, Mac, Mac OS X, iPad, iPhone, iPod touch and iTunes are trademarks of Apple Inc., registered in the U.S. and other countries. Intel® is registered trademark or trademark of Intel Corporation, registered in the U.S. and other countries and regions or registered trademarks. HDMI, the HDMI logo, and High-Definition Multimedia Interface are trademarks or registered trademarks of HDMI Licensing LLC in the United States and other countries. Crestron Connected™ is a trademark of Crestron Electronics, Inc. Miracast are trademarks or registered trademarks of Wi-Fi Alliance. HDBaseT is a trademark of the HDBaseT Alliance. Cisco WebEx is a trademark or registered trademark of Cisco Systems, Inc. and/or its affiliated entities in the United States and other countries. All other trademarks are the property of their respective trademark owners. Images on screen are simulated. ©Panasonic Connect Co., Ltd. 2022. All rights reserved.



Mobile App -  
The information of the Panasonic projectors and professional displays from your iOS/Android devices.  
[panasonic.net/cns/prodisplays/support/mobile\\_app/](https://panasonic.net/cns/prodisplays/support/mobile_app/)



For the latest information about Panasonic Professional Displays, please visit:  
Professional Display Global Website – [panasonic.net/cns/prodisplay](https://panasonic.net/cns/prodisplay)  
YouTube – [www.youtube.com/PanasonicProDisplay](https://www.youtube.com/PanasonicProDisplay)  
Facebook – [www.facebook.com/panasonicprojectoranddisplay](https://www.facebook.com/panasonicprojectoranddisplay)

*Note: Following the shift of the Panasonic Group to a holding company system, the Connected Solutions Company of the Panasonic Corporation has changed to Panasonic Connect Co., Ltd. as of April 1, 2022.*

All information included here is valid as of December 2022